


ADMINISTRATIVE CAPACITY INDEX

Regions
data collection 2021

Lombardia

 Population
10,027,602



SYNTHETIC INDEX OF PUBLIC ADMINISTRATIVE CAPACITY

PP+ - Good

Rating

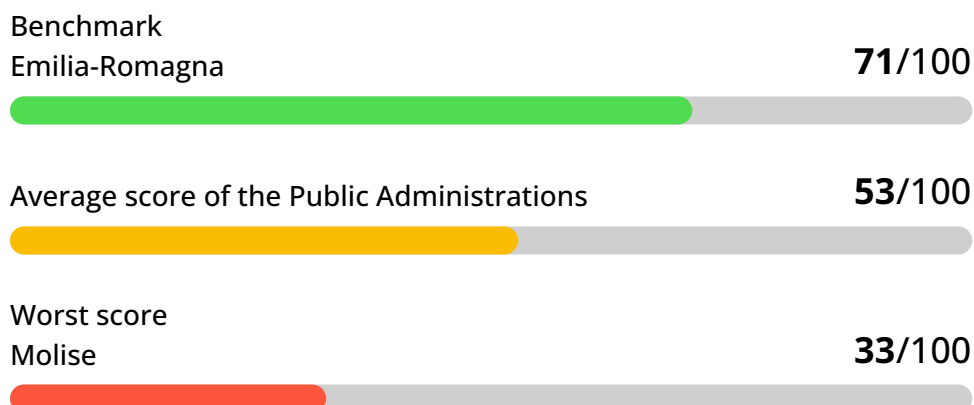
64

out of 100

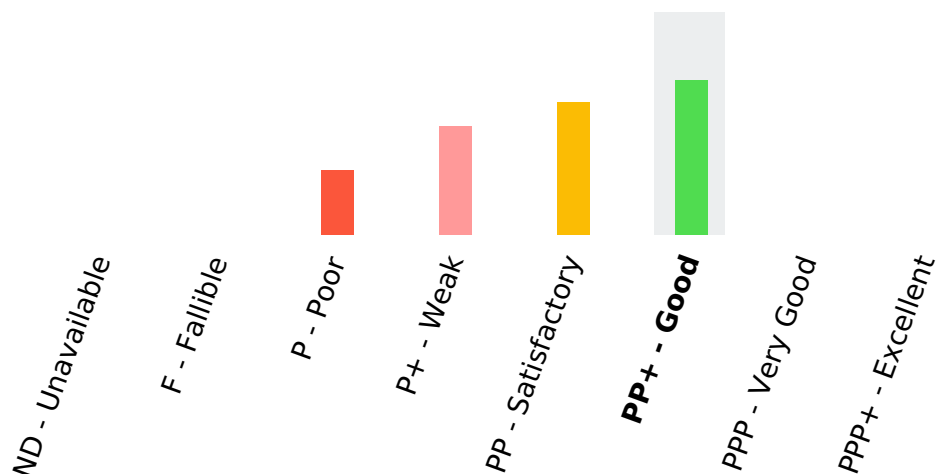
Chronological trend



Benchmark score

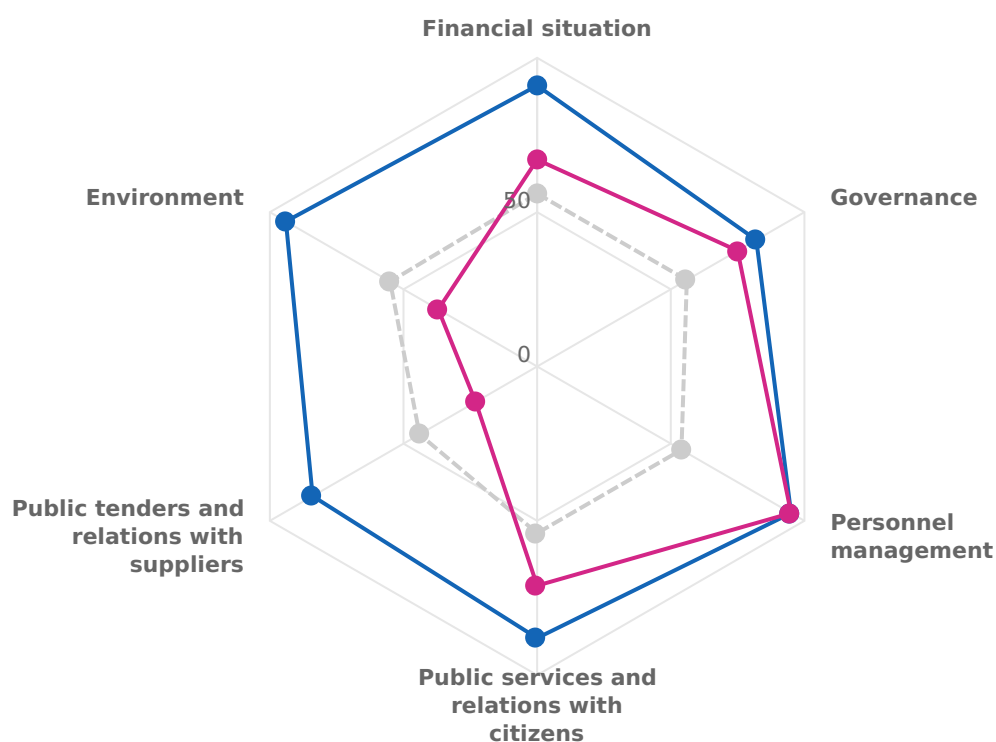


Distribution of Public Administrations with respect to the rating class



Administrative capacity: summary of the 6 macro-indicators

- Score of the Public Administration
- Benchmark Public Administration for each macro-area
- Average score of Public Administrations assessed



1 Financial situation

PP+ - Good

Rating

67

out of 100

Chronological trend



Benchmark score

Benchmark
Emilia-Romagna 91/100



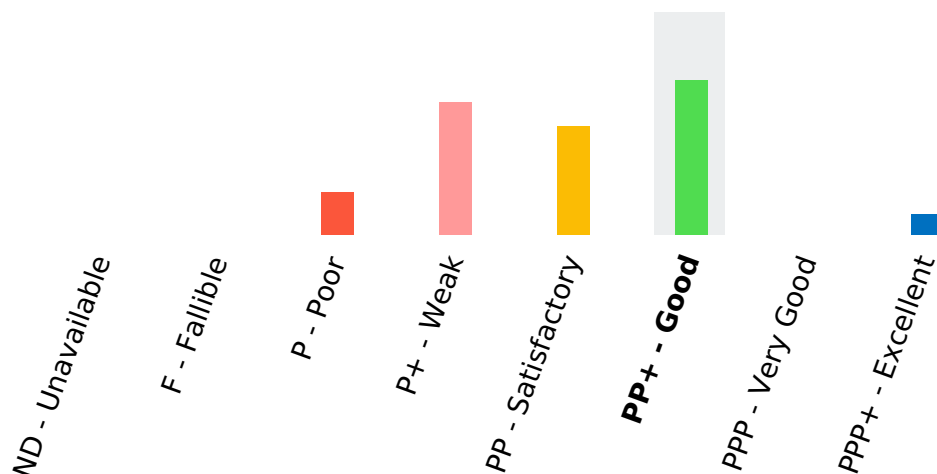
Average score of the Public Administrations 56/100



Worst score
Basilicata 20/100



Distribution of Public Administrations with respect to the rating class



Strengths

























Weaknesses

- Financial autonomy
- Financial pressure per capita
- Spending rigidity
- Coverage of current expenditure and loan repayments through current revenues
- New liabilities generated in the current period on the accumulated current liabilities
- Capital account expenditure financed by loans and bonds

- Collection capacity
- EU funds management - effected payments

INDICATORS OF THE MACRO-INDICATOR FINANCIAL SITUATION

Indicator name	Unit of measure	Value	Scoring criteria	Score	Trend	Evaluation of the indicator
Financial autonomy	%	94.21	High score for high values	8		 Alto
Financial pressure per capita	€ p.c.	2,267.59	High score for low values	8		 Alto
Collection capacity	%	83.46	High score for high values	1		 Basso
Spending capacity	%	86.14	High score for high values	5		 Medium
Spending rigidity	%	0.94	High score for low values	10		 Alto
Coverage of current expenditure and loan repayments through current revenues	%	96.19	High score for high values	8		 Alto
New liabilities generated in the current period on the accumulated current liabilities	%	39.61	High score for low values	8		 Alto

Indicator name	Unit of measure	Value	Scoring criteria	Score	Trend	Evaluation of the indicator
Capital account expenditure financed by loans and bonds	%	0.0	High score for low values	8		 Alto
Debt per capita	€ p.c.	1,088.89	High score for low values	5		 Medium
Deficit/surplus on health expenditure per capita	€ p.c.	-2.8	High score for high values	5		 Medium
EU funds management - effected payments	%	34.0	High score for high values	1		 Basso

2 Governance

PP+ - Good

Rating

75

out of 100

Chronological trend



Benchmark score

Benchmark

Friuli-Venezia Giulia

Piemonte

82/100



Average score of the Public Administrations

56/100



Worst score

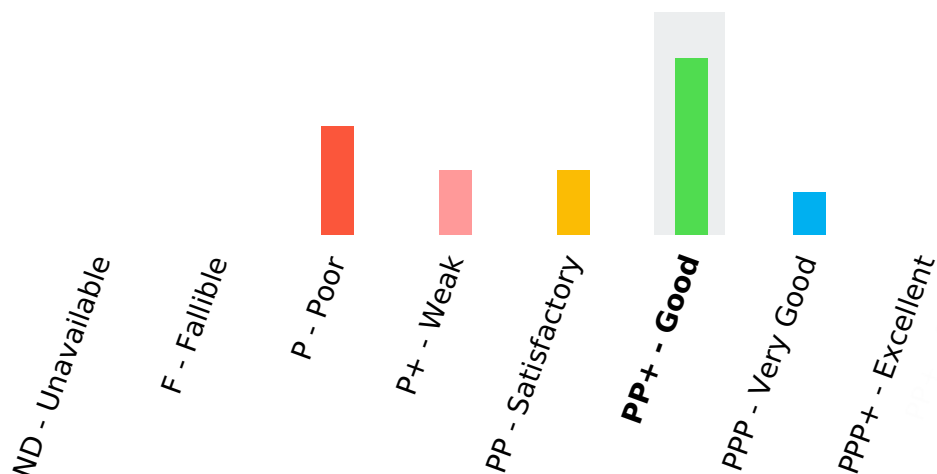
Molise

Sardegna

30/100



Distribution of Public Administrations with respect to the rating class



Strengths













Weaknesses

- Open data availability
- E- Government
- Target achievement
- Public Real Estate properties - wide report
- Public Real Estate properties - management
- Anti-corruption measures undertaken
- Court of Auditors - update

- Public works incompleting
- Subsidiary companies

INDICATORS OF THE MACRO-INDICATOR GOVERNANCE

Indicator name	Unit of measure	Value	Scoring criteria	Score	Trend	Evaluation of the indicator
Open data availability	value	8,052.2	High score for high values	8		■■■ Alto
E- Government	value	26.0	High score for high values	10		■■■ Alto
Degree of digitization	value	0.66	High score for high values	5		■■ Medium
Target achievement	value	112.8	High score for high values	12		■■■ Alto
Smart Working	value	10.0	High score for high values	4		■■ Medium
Public works incompleted	%	5.83	High score for low values	1		■ Basso
Public Real Estate properties - wide report	value	1,111.0	High score for high values	8		■■■ Alto
Public Real Estate properties - management	€ p.c.	0.11	High score for high values	8		■■■ Alto
Subsidiary companies	%	40.0	High score for high values	1		■ Basso

Indicator name	Unit of measure	Value	Scoring criteria	Score	Trend	Evaluation of the indicator
Anti-corruption measures undertaken	value	112.8	High score for high values	10		 Alto
Court of Auditors - update	value	2.0	High score for low values	8		 Alto

3 Personnel management

PPP+ - Excellent

Rating

95

out of 100

Chronological trend



Benchmark score

Benchmark
Lombardia 95/100



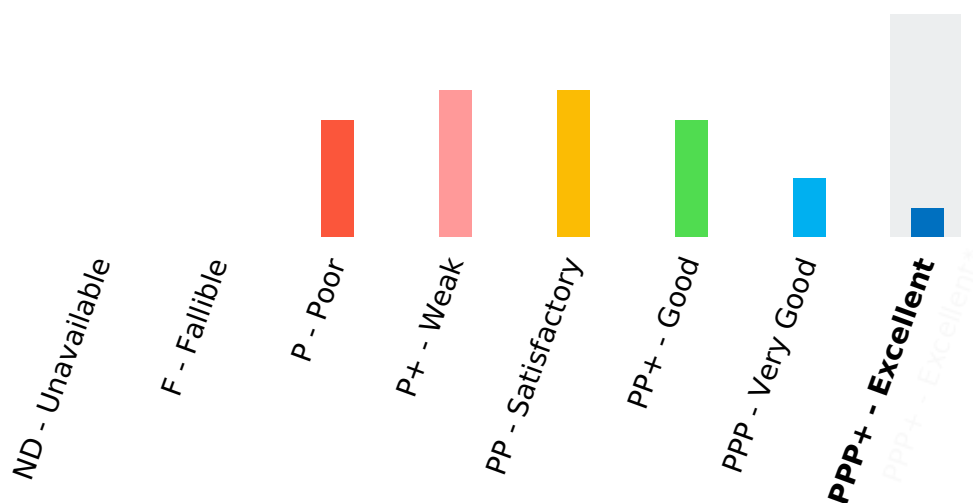
Average score of the Public Administrations 54/100



Worst score
Molise 23/100



Distribution of Public Administrations with respect to the rating class









Strengths





Weaknesses

- Per capita personnel expenditure
- Personnel expenditure on current expenditure
- Expenditure for external advisory on personnel expenditure
- Personnel with fixed-term contract on total personnel
- Average age
- Average days of absence (sick leave)
- Managers on population
- Provided bonus out of allocated ones to managers
- Degree of differentiation of bonus paid to managers

INDICATORS OF THE MACRO-INDICATOR PERSONNEL MANAGEMENT

Indicator name	Unit of measure	Value	Scoring criteria	Score	Trend	Evaluation of the indicator
Per capita personnel expenditure	€ p.c.	15.77	High score for low values	10		■■■ Alto
Personnel expenditure on current expenditure	%	0.68	High score for low values	10		■■■ Alto
Expenditure for external advisory on personnel expenditure	%	0.0	High score for low values	10		■■■ Alto
Personnel with fixed-term contract on total personnel	%	0.34	High score for low values	10		■■■ Alto
Average age	years old	53.02	High score for low values	10		■■■ Alto
Personnel with a degree on total personnel	%	43.65	High score for high values	5		■■ Medium
Average days of absence (sick leave)	average days	6.91	High score for low values	10		■■■ Alto

Indicator name	Unit of measure	Value	Scoring criteria	Score	Trend	Evaluation of the indicator
Managers on population	‰	0.13	High score for low values	10		■■■ Alto
Provided bonus out of allocated ones to managers	%	84.87	High score for low values	10		■■■ Alto
Degree of differentiation of bonus paid to managers	value	160.14	High score for high values	10		■■■ Alto

4 Public services and relations with citizens

PP+ - Good

Rating

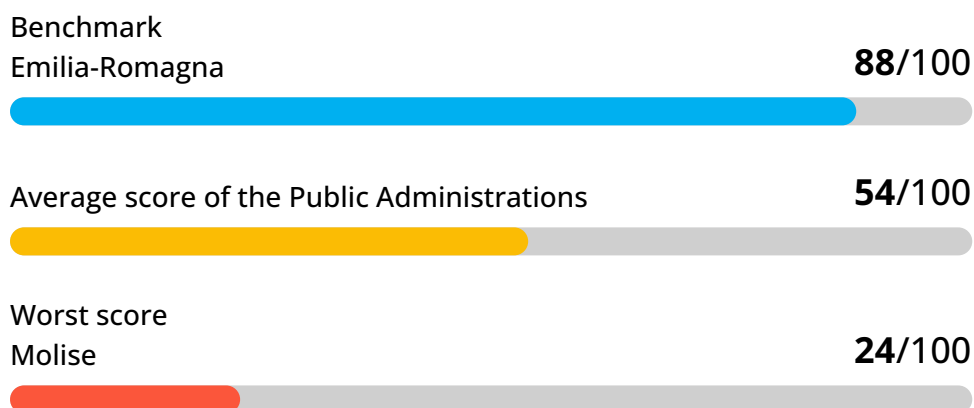
71

out of 100

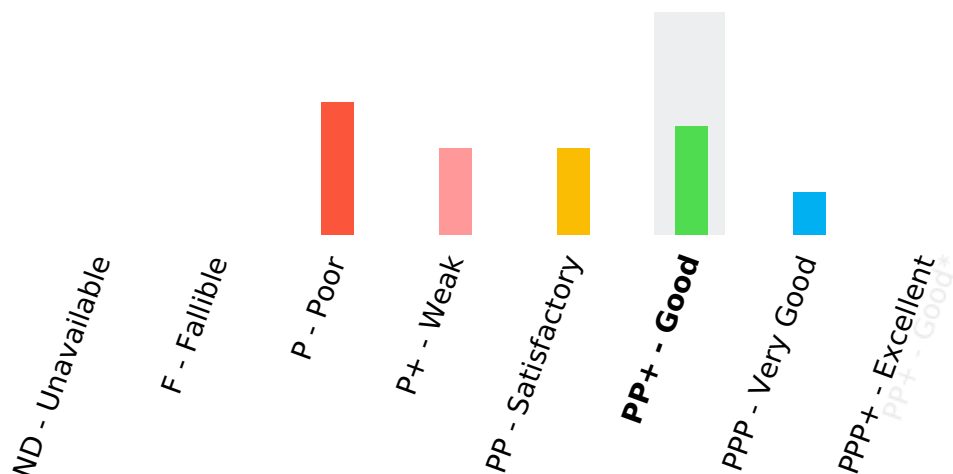
Chronological trend



Benchmark score



Distribution of Public Administrations with respect to the rating class



Strengths
















Weaknesses

- Efficiency indicator - reporting (multivariable)
- Online services
- Landline high-speed internet access covering
- Hospital emigration
- Planning of renewal of disused public RE properties
- Citizens involvement
- FOIA register: accepted requests
- FOIA register: average time of reply to requests

- Territorial pharmaceutical expenditure per capita

INDICATORS OF THE MACRO-INDICATOR PUBLIC SERVICES AND RELATIONS WITH CITIZENS

Indicator name	Unit of measure	Value	Scoring criteria	Score	Trend	Evaluation of the indicator
Efficiency indicator - reporting (multivariable)	code	2.0	High score for high values	10		■■■ Alto
Efficiency indicator - timing supervision (multivariable)	code		High score for high values	0		N.D.
Online services	value	45.5	High score for high values	10		■■■ Alto
Landline high-speed internet access covering	%	32.1	High score for high values	10		■■■ Alto
Hospital emigration	%	4.5	High score for low values	8		■■■ Alto
Beds in nursing homes (BES)	‰	85.4	High score for high values	4		■■ Medium
Integrated home care services	%	2.6	High score for high values	4		■■ Medium

Indicator name	Unit of measure	Value	Scoring criteria	Score	Trend	Evaluation of the indicator
Accredited private health care centers	value	2.46	High score for low values	4		 Medium
Territorial pharmaceutical expenditure per capita	€ p.c.	140.3	High score for low values	1		 Basso
Planning of renewal of disused public RE properties	value	4.5	High score for high values	6		 Alto
Citizens involvement	value	4.5	High score for high values	6		 Alto
FOIA register: accepted requests	%	94.7	High score for high values	4		 Alto
FOIA register: average time of reply to requests	days	18.31	High score for low values	4		 Alto

5 Public tenders and relations with suppliers

P - Poor

Rating

23

out of 100

Chronological trend



Benchmark score

Benchmark

Liguria

84/100



Average score of the Public Administrations

44/100



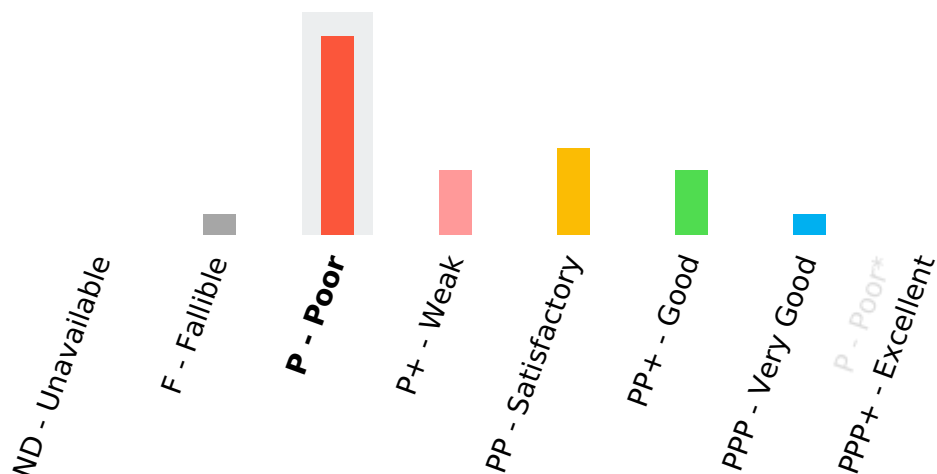
Worst score

Abruzzo

17/100



Distribution of Public Administrations with respect to the rating class



Strengths










- Timeliness of payments indicator



Weaknesses

- Recurring contractors in direct procurements
- Direct procurements on global public tenders - number
- Direct procurements on global public tenders - amount
- Settlement of commercial debts incurred during the fiscal year

INDICATORS OF THE MACRO-INDICATOR PUBLIC TENDERS AND RELATIONS WITH SUPPLIERS

Indicator name	Unit of measure	Value	Scoring criteria	Score	Trend	Evaluation of the indicator
Recurring contractors in direct procurements	%	10.0	High score for low values	2		 Basso
Direct procurements on global public tenders - number	%	20.11	High score for low values	2		 Basso
Direct procurements on global public tenders - amount	%	9.44	High score for low values	2		 Basso
Timeliness of payments indicator	average days	- 18.14	High score for low values	16		 Alto
Per capita debt amount vs suppliers	€		High score for low values	0		N.D.
Number of corporate creditors per 10k citizens	value		High score for low values	0		N.D.
Settlement of commercial debts incurred during the fiscal year	%	42.02	High score for high values	1		 Basso

6 Environment

P - Poor

Rating

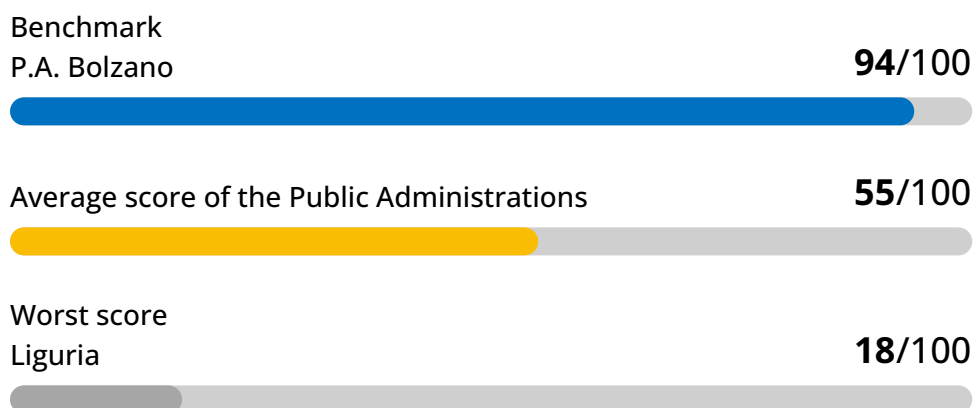
37

out of 100

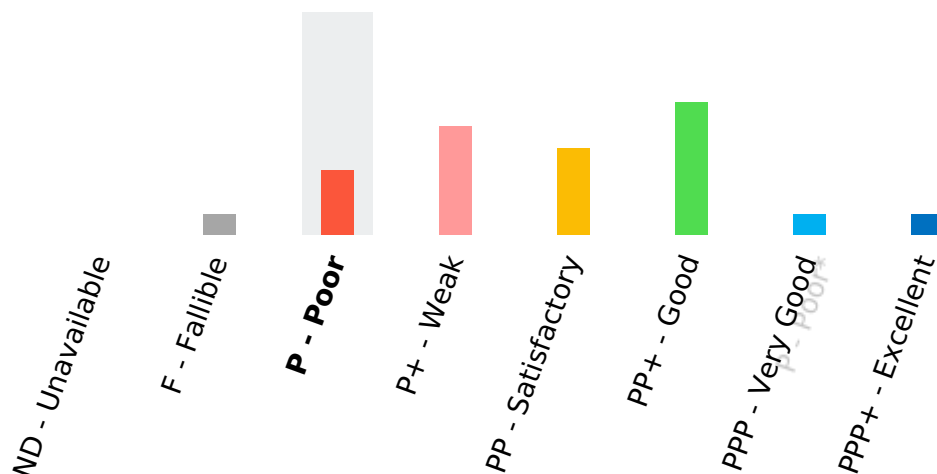
Chronological trend



Benchmark score



Distribution of Public Administrations with respect to the rating class



Strengths

















Weaknesses

- Urban waste disposal into dump
- Population exposed to landslide risk

- Air quality - PM 2.5
- Land consumption
- Contaminated sites
- Soil waterproofing due to artificial covering
- Renewable energy

INDICATORS OF THE MACRO-INDICATOR ENVIRONMENT

Indicator name	Unit of measure	Value	Scoring criteria	Score	Trend	Evaluation of the indicator
Air quality - PM 2.5	%	97.0	High score for low values	1		 Basso
Land consumption	%	12.1	High score for low values	1		 Basso
Contaminated sites	thousandths	7.8	High score for low values	1		 Basso
Urban waste disposal into dump	%	4.2	High score for low values	14		 Alto
Soil waterproofing due to artificial covering	%	12.1	High score for low values	1		 Basso
Population exposed to landslide risk	%	0.5	High score for low values	12		 Alto
Population exposed to flood risk	%	4.4	High score for low values	6		 Medium

Indicator name	Unit of measure	Value	Scoring criteria	Score	Trend	Evaluation of the indicator
Renewable energy	%	24.0	High score for high values	1		 Basso