


## ADMINISTRATIVE CAPACITY INDEX

Regions  
data collection 2021

# Molise

 Population  
**300,516**



## SYNTHETIC INDEX OF PUBLIC ADMINISTRATIVE CAPACITY

**P - Poor**

Rating

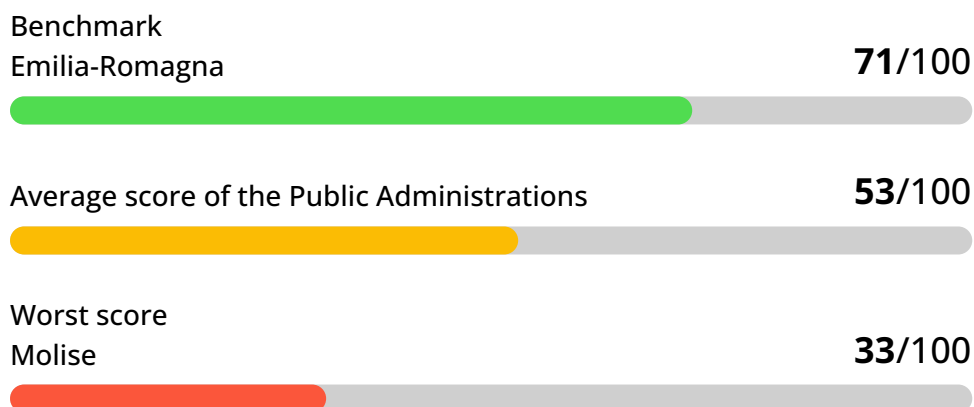
**33**

out of 100

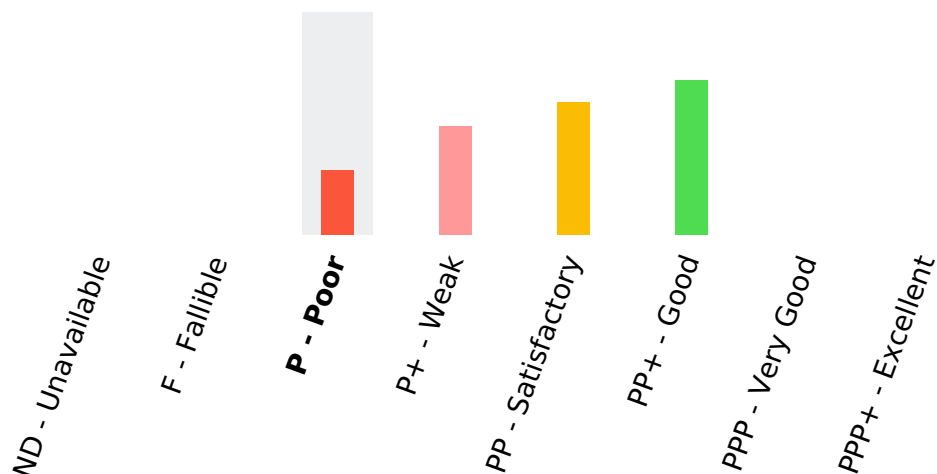
Chronological trend



### Benchmark score

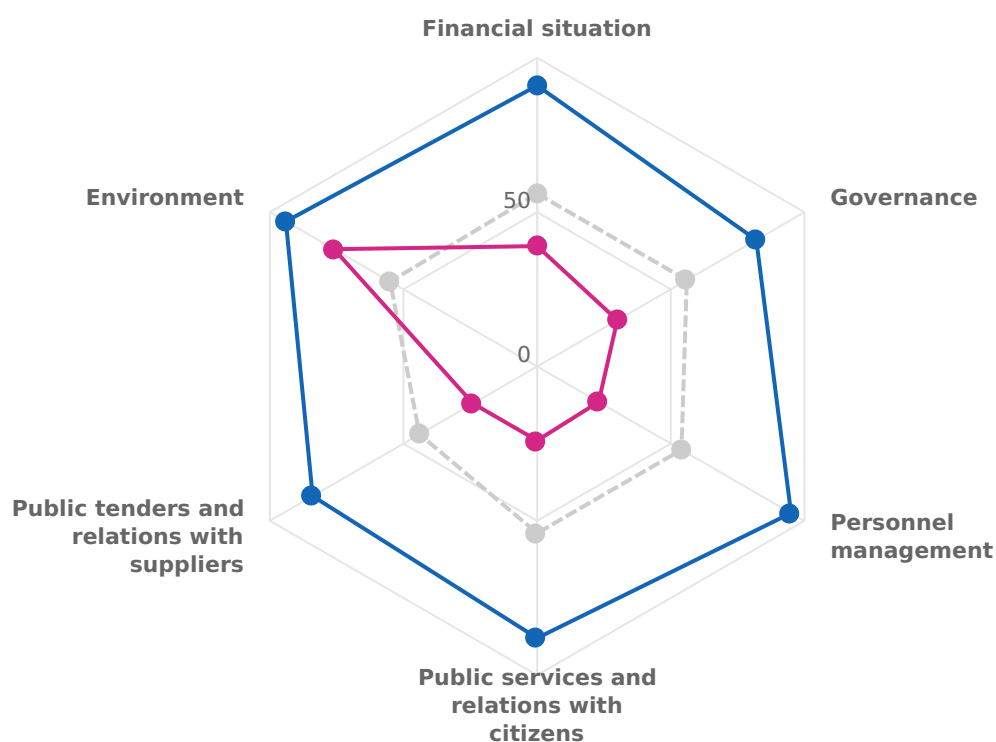


## Distribution of Public Administrations with respect to the rating class



## Administrative capacity: summary of the 6 macro-indicators

- Score of the Public Administration
- Benchmark Public Administration for each macro-area
- Average score of Public Administrations assessed



## 1 Financial situation

P - Poor

Rating

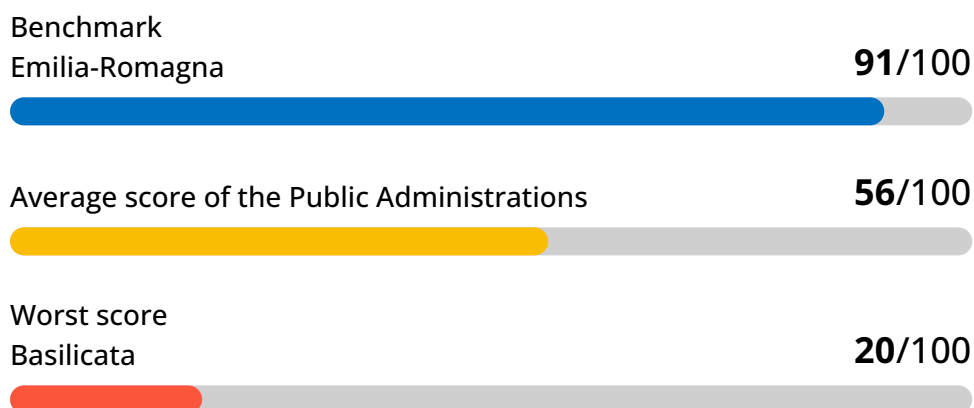
39

out of 100

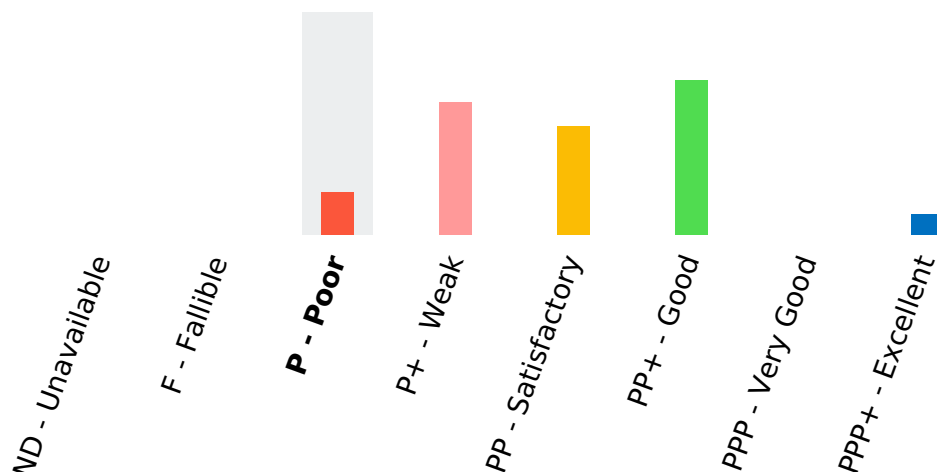
Chronological trend



### Benchmark score



## Distribution of Public Administrations with respect to the rating class



### Strengths















- Coverage of current expenditure and loan repayments through current revenues
- Capital account expenditure financed by loans and bonds











### Weaknesses

- Financial autonomy
- Collection capacity
- Spending capacity
- Deficit/surplus on health expenditure per capita
- EU funds management - effected payments

## INDICATORS OF THE MACRO-INDICATOR FINANCIAL SITUATION

Indicator name	Unit of measure	Value	Scoring criteria	Score	Trend	Evaluation of the indicator
Financial autonomy	%	80.37	High score for high values	1		 Basso
Financial pressure per capita	€ p.c.	2,488.3	High score for low values	4		 Medium
Collection capacity	%	74.68	High score for high values	1		 Basso
Spending capacity	%	77.55	High score for high values	1		 Basso
Spending rigidity	%	5.79	High score for low values	5		 Medium
Coverage of current expenditure and loan repayments through current revenues	%	96.83	High score for high values	8		 Alto
New liabilities generated in the current period on the accumulated current liabilities	%	55.36	High score for low values	4		 Medium

Indicator name	Unit of measure	Value	Scoring criteria	Score	Trend	Evaluation of the indicator
Capital account expenditure financed by loans and bonds	%	0.14	High score for low values	8		 Alto
Debt per capita	€ p.c.	1,436.26	High score for low values	5		 Medium
Deficit/surplus on health expenditure per capita	€ p.c.	-97.17	High score for high values	1		 Basso
EU funds management - effected payments	%	34.0	High score for high values	1		 Basso

## 2 Governance

P - Poor

Rating

30

out of 100

Chronological trend



### Benchmark score

Benchmark

Friuli-Venezia Giulia

Piemonte

82/100



Average score of the Public Administrations

56/100



Worst score

Molise

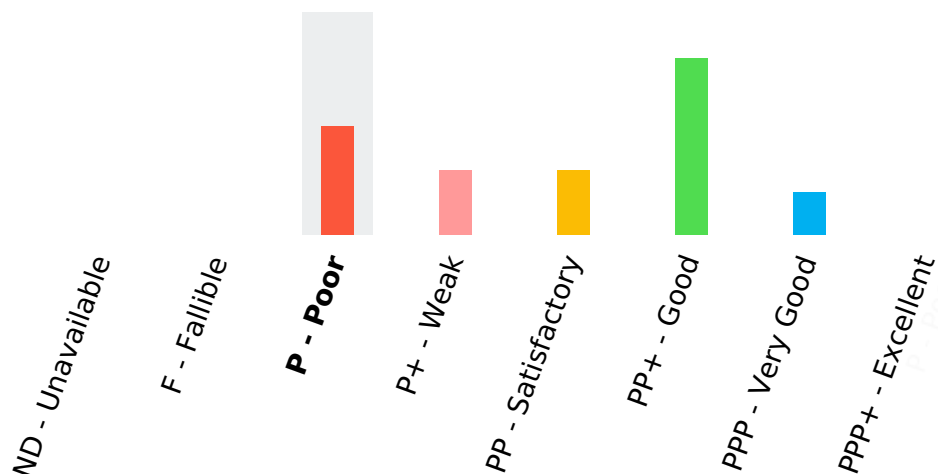
Sardegna

30/100





## Distribution of Public Administrations with respect to the rating class



### Strengths


- E- Government
- Court of Auditors - update






### Weaknesses

- Degree of digitization
- Public Real Estate properties - management
- Subsidiary companies
- Anti-corruption measures undertaken

## INDICATORS OF THE MACRO-INDICATOR GOVERNANCE

Indicator name	Unit of measure	Value	Scoring criteria	Score	Trend	Evaluation of the indicator
Open data availability	value		High score for high values	0		N.D.
E- Government	value	16.8	High score for high values	10		 Alto
Degree of digitization	value	0.46	High score for high values	1		 Basso
Target achievement	value		High score for high values	0		N.D.
Smart Working	value	10.0	High score for high values	4		 Medium
Public works incompleted	%	2.43	High score for low values	4		 Medium
Public Real Estate properties - wide report	value	0.0	High score for high values	0		N.D.
Public Real Estate properties - management	€ p.c.	-1.89	High score for high values	1		 Basso
Subsidiary companies	%	60.0	High score for high values	1		 Basso

Indicator name	Unit of measure	Value	Scoring criteria	Score	Trend	Evaluation of the indicator
Anti-corruption measures undertaken	value	10.2	High score for high values	1		 Basso
Court of Auditors - update	value	2.0	High score for low values	8		 Alto

### 3 Personnel management

P - Poor

Rating

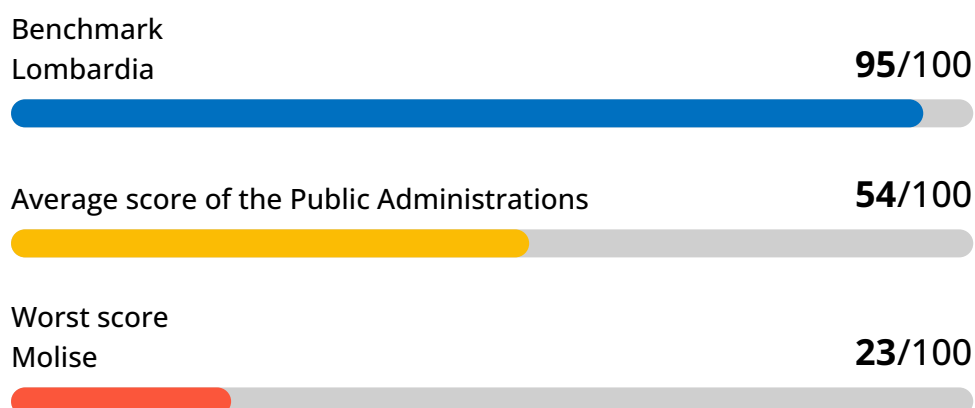
23

out of 100

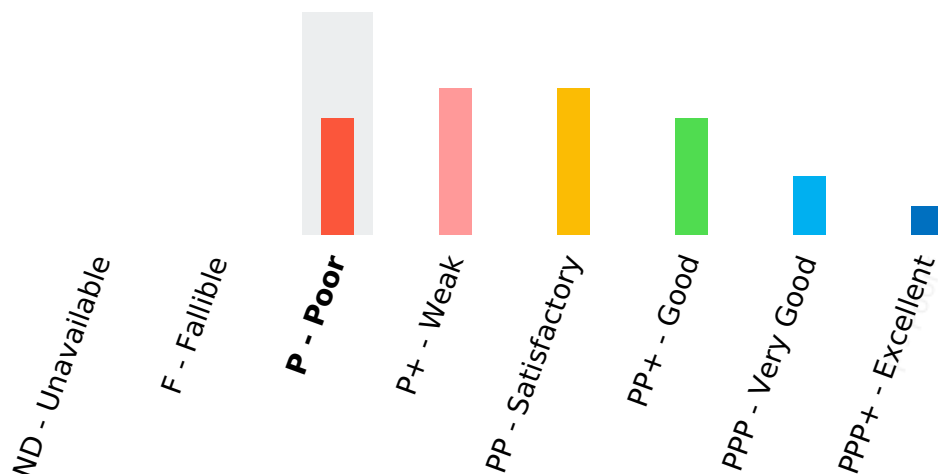
Chronological trend



#### Benchmark score



## Distribution of Public Administrations with respect to the rating class





### Strengths



### Weaknesses

- Personnel with fixed-term contract on total personnel
- Average age
- Personnel with a degree on total personnel

## INDICATORS OF THE MACRO-INDICATOR PERSONNEL MANAGEMENT

Indicator name	Unit of measure	Value	Scoring criteria	Score	Trend	Evaluation of the indicator
Per capita personnel expenditure	€ p.c.	111.87	High score for low values	5		■ ■ Medium
Personnel expenditure on current expenditure	%	3.77	High score for low values	5		■ ■ Medium
Expenditure for external advisory on personnel expenditure	%		High score for low values	0		N.D.
Personnel with fixed-term contract on total personnel	%	14.84	High score for low values	1		■ Basso
Average age	years old	58.81	High score for low values	1		■ Basso
Personnel with a degree on total personnel	%	33.91	High score for high values	1		■ Basso
Average days of absence (sick leave)	average days	7.87	High score for low values	5		■ ■ Medium

Indicator name	Unit of measure	Value	Scoring criteria	Score	Trend	Evaluation of the indicator
Managers on population	‰	0.73	High score for low values	5		■ Medium
Provided bonus out of allocated ones to managers	%		High score for low values	0		N.D.
Degree of differentiation of bonus paid to managers	value		High score for high values	0		N.D.

## 4 Public services and relations with citizens

P - Poor

Rating

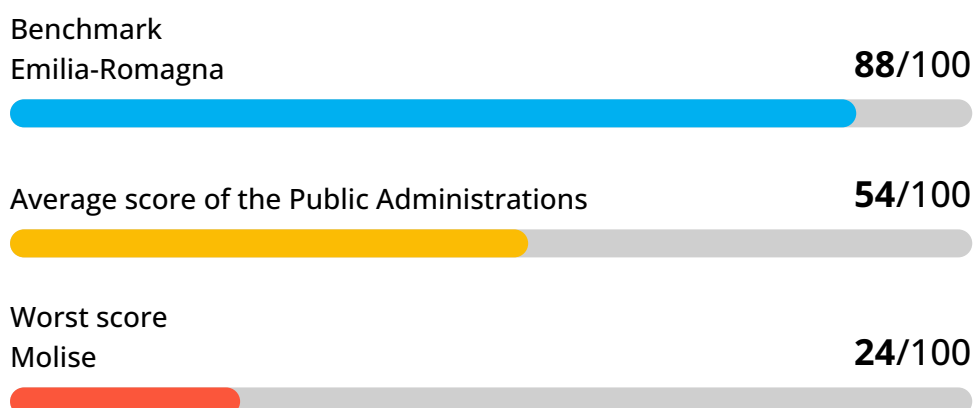
24

out of 100

Chronological trend

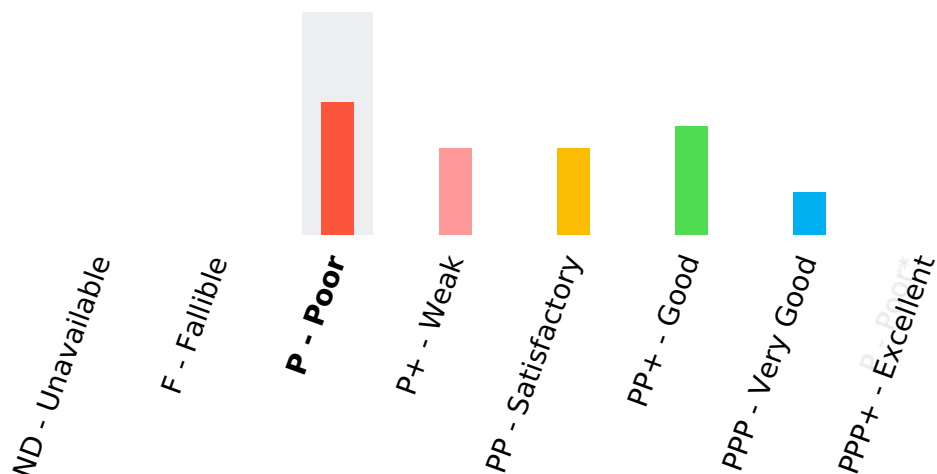


### Benchmark score





## Distribution of Public Administrations with respect to the rating class



### Strengths







- Integrated home care services





### Weaknesses

- Efficiency indicator - timing supervision (multivariable)
- Landline high-speed internet access covering
- Hospital emigration
- Citizens involvement

## INDICATORS OF THE MACRO-INDICATOR PUBLIC SERVICES AND RELATIONS WITH CITIZENS

Indicator name	Unit of measure	Value	Scoring criteria	Score	Trend	Evaluation of the indicator
Efficiency indicator - reporting (multivariable)	code		High score for high values	0		N.D.
Efficiency indicator - timing supervision (multivariable)	code	0.0	High score for high values	1		 Basso
Online services	value		High score for high values	0		N.D.
Landline high-speed internet access covering	%	6.4	High score for high values	1		 Basso
Hospital emigration	%	28.6	High score for low values	1		 Basso
Beds in nursing homes (BES)	‰	69.5	High score for high values	4		 Medium
Integrated home care services	%	5.1	High score for high values	8		 Alto

Indicator name	Unit of measure	Value	Scoring criteria	Score	Trend	Evaluation of the indicator
Accredited private health care centers	value	2.46	High score for low values	4		■ Medium
Territorial pharmaceutical expenditure per capita	€ p.c.	130.2	High score for low values	4		■ Medium
Planning of renewal of disused public RE properties	value		High score for high values	0		N.D.
Citizens involvement	value	1.3	High score for high values	1		■ Basso
FOIA register: accepted requests	%		High score for high values	0		N.D.
FOIA register: average time of reply to requests	days		High score for low values	0		N.D.

## 5 Public tenders and relations with suppliers

P - Poor

Rating

24

out of 100

Chronological trend



### Benchmark score

Benchmark

Liguria

84/100



Average score of the Public Administrations

44/100



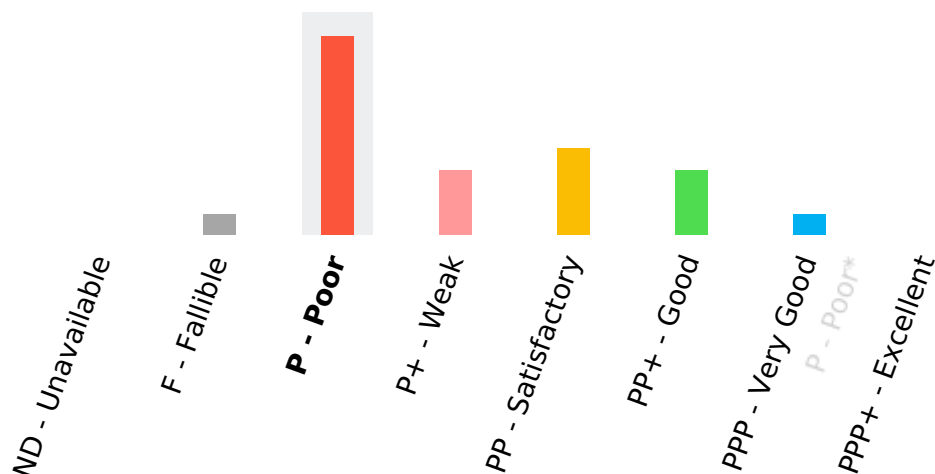
Worst score

Abruzzo

17/100



## Distribution of Public Administrations with respect to the rating class







### Strengths



### Weaknesses

- Direct procurements on global public tenders - amount
- Timeliness of payments indicator
- Per capita debt amount vs suppliers
- Number of corporate creditors per 10k citizens
- Settlement of commercial debts incurred during the fiscal year

## INDICATORS OF THE MACRO-INDICATOR PUBLIC TENDERS AND RELATIONS WITH SUPPLIERS

Indicator name	Unit of measure	Value	Scoring criteria	Score	Trend	Evaluation of the indicator
Recurring contractors in direct procurements	%	20.0	High score for low values	8		Medium
Direct procurements on global public tenders - number	%	70.45	High score for low values	8		Medium
Direct procurements on global public tenders - amount	%	37.95	High score for low values	2		Basso
Timeliness of payments indicator	average days	123.46	High score for low values	2		Basso
Per capita debt amount vs suppliers	€	372.86	High score for low values	2		Basso
Number of corporate creditors per 10k citizens	value	20.36	High score for low values	1		Basso
Settlement of commercial debts incurred during the fiscal year	%	0.0	High score for high values	1		Basso

## 6 Environment

PP+ - Good

Rating

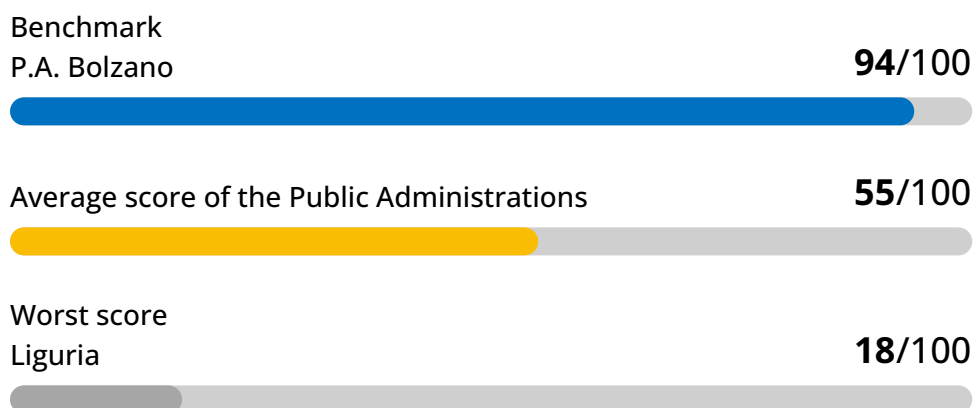
76

out of 100

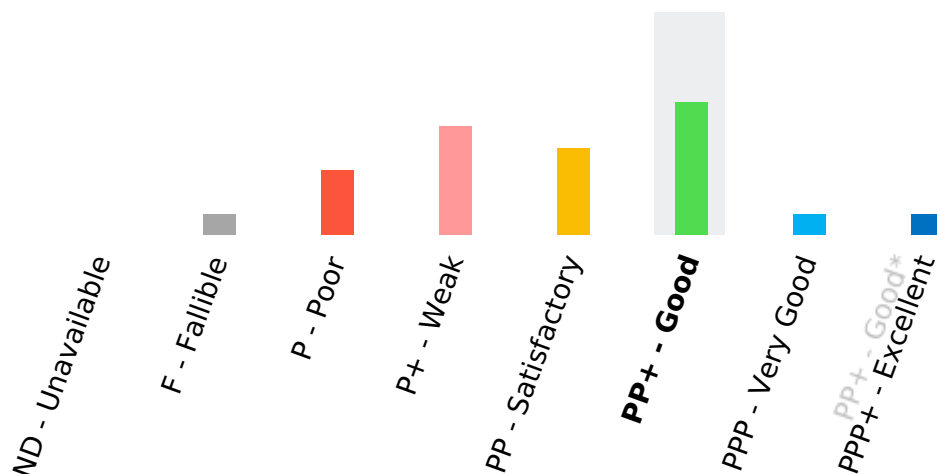
Chronological trend



### Benchmark score



## Distribution of Public Administrations with respect to the rating class



### Strengths







### Weaknesses



- Air quality - PM 2.5
- Land consumption
- Contaminated sites
- Soil waterproofing due to artificial covering
- Population exposed to flood risk
- Renewable energy

- Urban waste disposal into dump
- Population exposed to landslide risk



## INDICATORS OF THE MACRO-INDICATOR ENVIRONMENT

Indicator name	Unit of measure	Value	Scoring criteria	Score	Trend	Evaluation of the indicator
Air quality - PM 2.5	%	33.3	High score for low values	12		■■■ Alto
Land consumption	%	3.9	High score for low values	12		■■■ Alto
Contaminated sites	thousandths	0.3	High score for low values	12		■■■ Alto
Urban waste disposal into dump	%	90.0	High score for low values	1		■ Basso
Soil waterproofing due to artificial covering	%	3.9	High score for low values	12		■■■ Alto
Population exposed to landslide risk	%	6.5	High score for low values	1		■ Basso
Population exposed to flood risk	%	1.4	High score for low values	12		■■■ Alto

Indicator name	Unit of measure	Value	Scoring criteria	Score	Trend	Evaluation of the indicator
Renewable energy	%	89.2	High score for high values	14		 Alto