


## ADMINISTRATIVE CAPACITY INDEX

**Regions**  
**data collection 2021**

# P.A. Bolzano

 Population  
**532,644**



## SYNTHETIC INDEX OF PUBLIC ADMINISTRATIVE CAPACITY

PP - Satisfactory

Rating

**54**

out of 100

Chronological trend



### Benchmark score

Benchmark  
Emilia-Romagna **71/100**



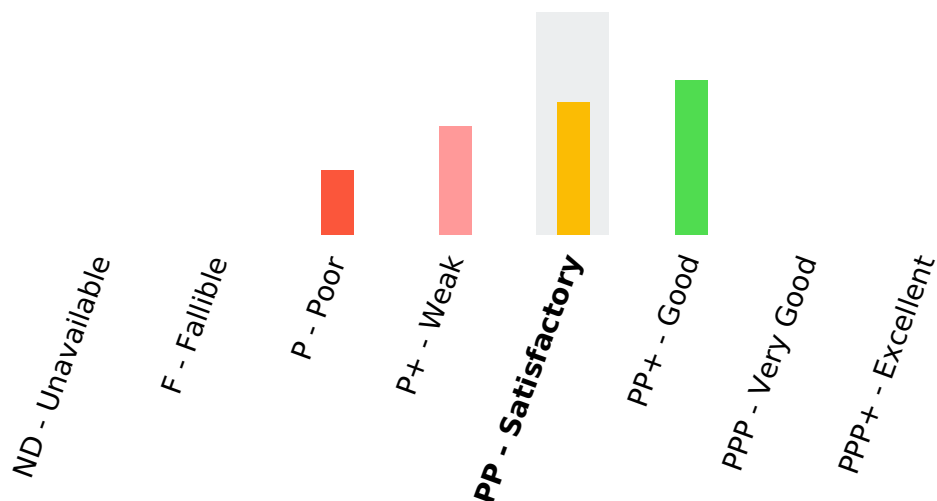
Average score of the Public Administrations **53/100**



Worst score  
Molise **33/100**

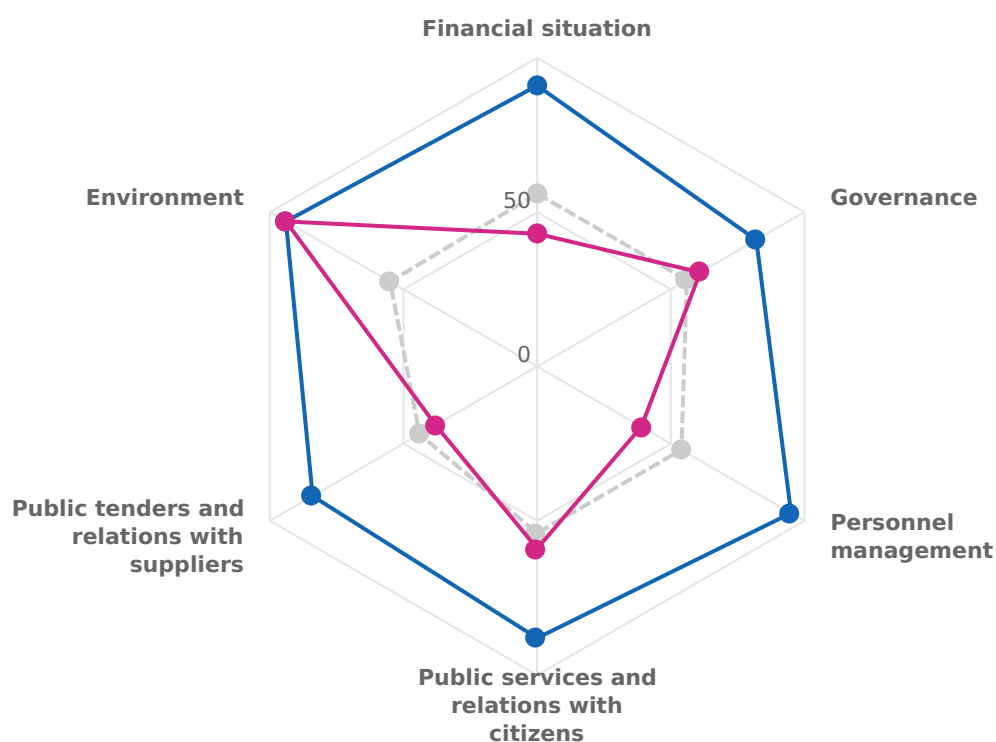


## Distribution of Public Administrations with respect to the rating class



## Administrative capacity: summary of the 6 macro-indicators

- Score of the Public Administration
- Benchmark Public Administration for each macro-area
- Average score of Public Administrations assessed



## 1 Financial situation

P+ - Weak

Rating

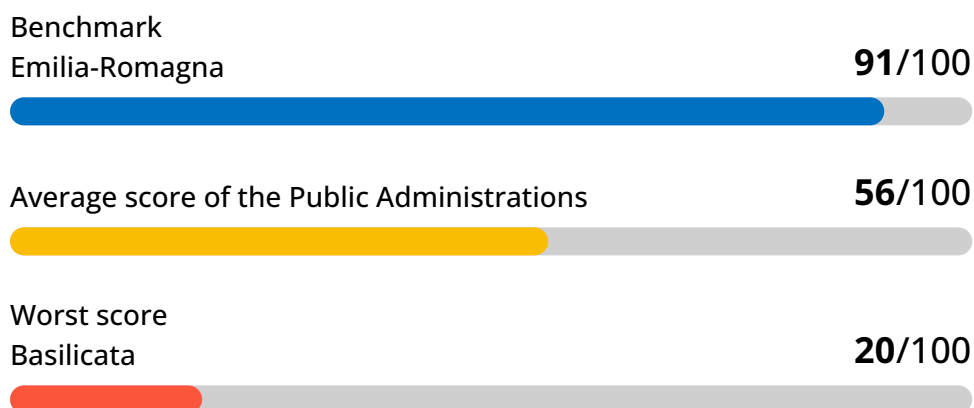
43

out of 100

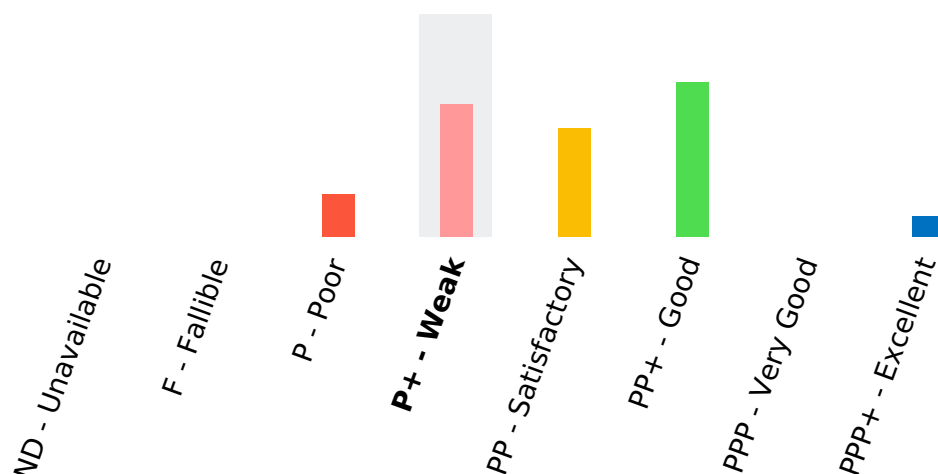
Chronological trend



### Benchmark score



## Distribution of Public Administrations with respect to the rating class



### Strengths





















### Weaknesses

- Collection capacity
- Debt per capita

- Financial pressure per capita
- Spending rigidity
- Coverage of current expenditure and loan repayments through current revenues
- New liabilities generated in the current period on the accumulated current liabilities
- Deficit/surplus on health expenditure per capita

## INDICATORS OF THE MACRO-INDICATOR FINANCIAL SITUATION

Indicator name	Unit of measure	Value	Scoring criteria	Score	Trend	Evaluation of the indicator
Financial autonomy	%	90.48	High score for high values	4		 Medium
Financial pressure per capita	€ p.c.	9,316.95	High score for low values	1		 Basso
Collection capacity	%	91.65	High score for high values	10		 Alto
Spending capacity	%	86.66	High score for high values	5		 Medium
Spending rigidity	%	19.12	High score for low values	1		 Basso
Coverage of current expenditure and loan repayments through current revenues	%	80.83	High score for high values	1		 Basso
New liabilities generated in the current period on the accumulated current liabilities	%	66.58	High score for low values	1		 Basso

Indicator name	Unit of measure	Value	Scoring criteria	Score	Trend	Evaluation of the indicator
Capital account expenditure financed by loans and bonds	%	3.65	High score for low values	4		Medium
Debt per capita	€ p.c.	344.66	High score for low values	10		Alto
Deficit/surplus on health expenditure per capita	€ p.c.	-617.67	High score for high values	1		Basso
EU funds management - effected payments	%	45.0	High score for high values	5		Medium

## 2 Governance

PP+ - Good

Rating

61

out of 100

Chronological trend



### Benchmark score

Benchmark

Friuli-Venezia Giulia

Piemonte

82/100



Average score of the Public Administrations

56/100



Worst score

Molise

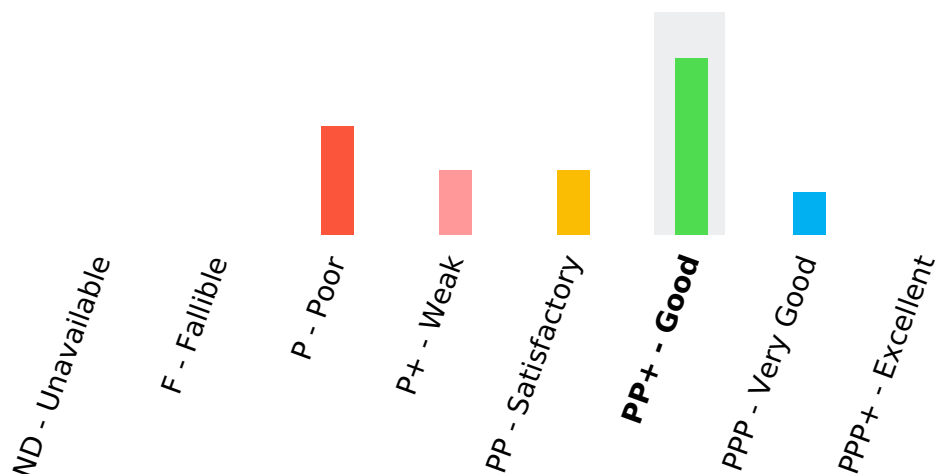
Sardegna

30/100





## Distribution of Public Administrations with respect to the rating class



### Strengths
















- E- Government
- Degree of digitization
- Public works incompleted
- Public Real Estate properties - wide report
- Court of Auditors - update






### Weaknesses

- Open data availability
- Target achievement
- Public Real Estate properties - management

## INDICATORS OF THE MACRO-INDICATOR GOVERNANCE

Indicator name	Unit of measure	Value	Scoring criteria	Score	Trend	Evaluation of the indicator
Open data availability	value	300.0	High score for high values	1		 Basso
E- Government	value	22.8	High score for high values	10		 Alto
Degree of digitization	value	1.28	High score for high values	10		 Alto
Target achievement	value	0.0	High score for high values	1		 Basso
Smart Working	value	10.0	High score for high values	4		 Medium
Public works incompleted	%	0.0	High score for low values	8		 Alto
Public Real Estate properties - wide report	value	1,111.0	High score for high values	8		 Alto
Public Real Estate properties - management	€ p.c.	-5.71	High score for high values	1		 Basso
Subsidiary companies	%	60.0	High score for high values	5		 Medium

Indicator name	Unit of measure	Value	Scoring criteria	Score	Trend	Evaluation of the indicator
Anti-corruption measures undertaken	value	11.4	High score for high values	5		 Medium
Court of Auditors - update	value	2.0	High score for low values	8		 Alto

### 3 Personnel management

P - Poor

Rating

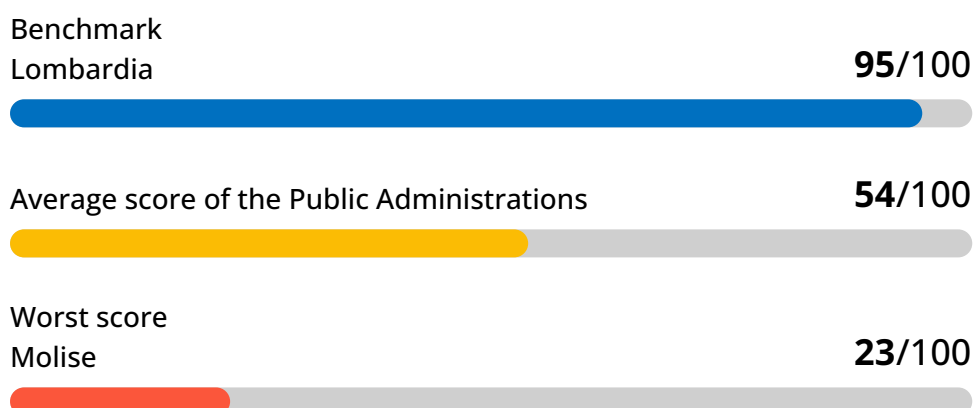
39

out of 100

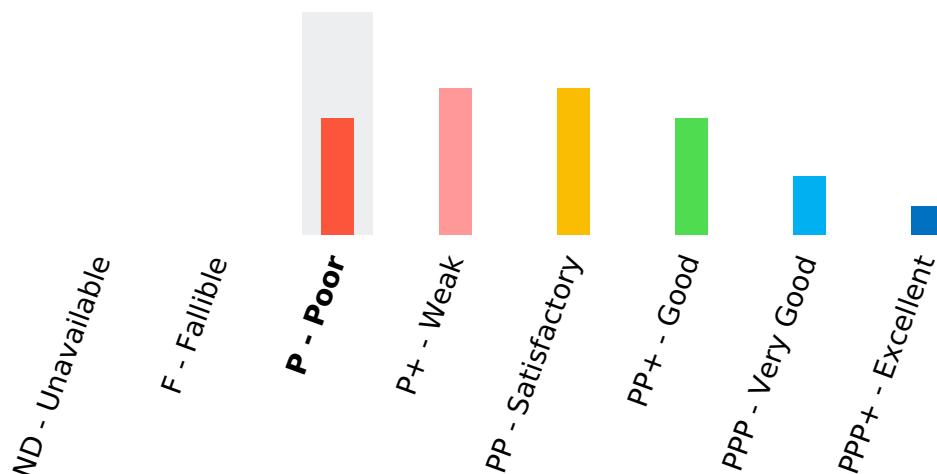
Chronological trend



#### Benchmark score



## Distribution of Public Administrations with respect to the rating class



### Strengths












- Expenditure for external advisory on personnel expenditure
- Average age
- Average days of absence (sick leave)




### Weaknesses

- Per capita personnel expenditure
- Personnel expenditure on current expenditure
- Personnel with fixed-term contract on total personnel
- Managers on population

## INDICATORS OF THE MACRO-INDICATOR PERSONNEL MANAGEMENT

Indicator name	Unit of measure	Value	Scoring criteria	Score	Trend	Evaluation of the indicator
Per capita personnel expenditure	€ p.c.	1,941.85	High score for low values	1		 Basso
Personnel expenditure on current expenditure	%	23.41	High score for low values	1		 Basso
Expenditure for external advisory on personnel expenditure	%	0.0	High score for low values	10		 Alto
Personnel with fixed-term contract on total personnel	%	21.41	High score for low values	1		 Basso
Average age	years old	48.38	High score for low values	10		 Alto
Personnel with a degree on total personnel	%	43.16	High score for high values	5		 Medium
Average days of absence (sick leave)	average days	2.8	High score for low values	10		 Alto

Indicator name	Unit of measure	Value	Scoring criteria	Score	Trend	Evaluation of the indicator
Managers on population	‰	7.45	High score for low values	1		 Basso
Provided bonus out of allocated ones to managers	%		High score for low values	0		N.D.
Degree of differentiation of bonus paid to managers	value		High score for high values	0		N.D.

## 4 Public services and relations with citizens

PP - Satisfactory

Rating

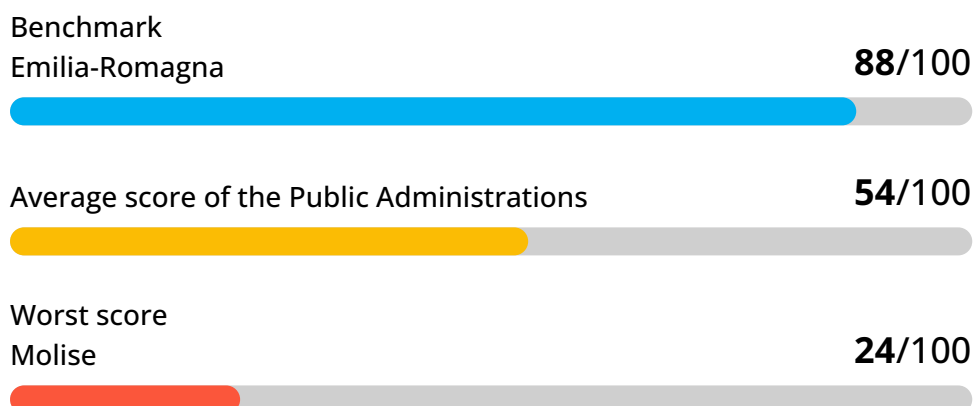
59

out of 100

Chronological trend

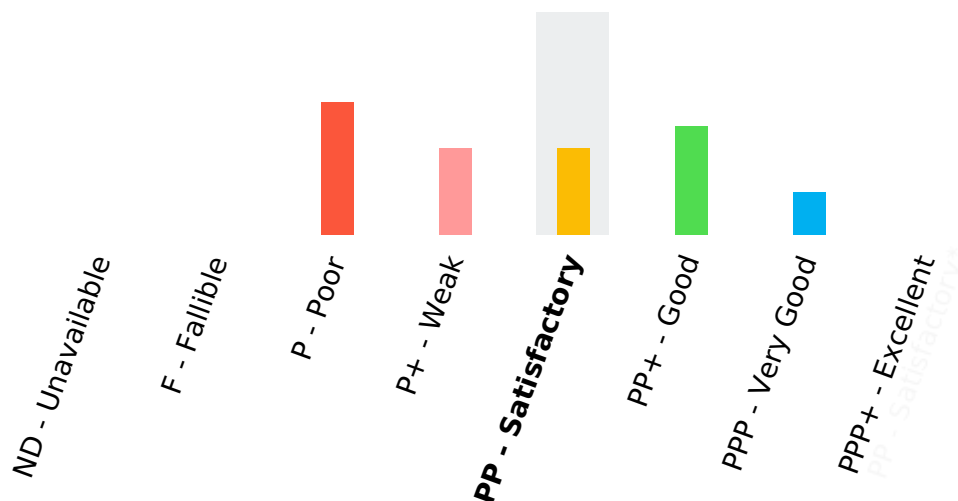


### Benchmark score





## Distribution of Public Administrations with respect to the rating class



### Strengths























### Weaknesses

- Efficiency indicator - reporting (multivariable)
- Hospital emigration
- Beds in nursing homes (BES)
- Territorial pharmaceutical expenditure per capita

- Integrated home care services
- Planning of renewal of disused public RE properties
- Citizens involvement
- FOIA register: accepted requests

## INDICATORS OF THE MACRO-INDICATOR PUBLIC SERVICES AND RELATIONS WITH CITIZENS

Indicator name	Unit of measure	Value	Scoring criteria	Score	Trend	Evaluation of the indicator
Efficiency indicator - reporting (multivariable)	code	2.0	High score for high values	10		 Alto
Efficiency indicator - timing supervision (multivariable)	code	2.0	High score for high values	5		 Medium
Online services	value	19.5	High score for high values	5		 Medium
Landline high-speed internet access covering	%	20.0	High score for high values	5		 Medium
Hospital emigration	%	4.9	High score for low values	8		 Alto
Beds in nursing homes (BES)	‰	111.7	High score for high values	8		 Alto
Integrated home care services	%	0.2	High score for high values	1		 Basso

Indicator name	Unit of measure	Value	Scoring criteria	Score	Trend	Evaluation of the indicator
Accredited private health care centers	value	2.48	High score for low values	4		 Medium
Territorial pharmaceutical expenditure per capita	€ p.c.	90.1	High score for low values	8		 Alto
Planning of renewal of disused public RE properties	value	1.0	High score for high values	1		 Basso
Citizens involvement	value	1.3	High score for high values	1		 Basso
FOIA register: accepted requests	%	78.3	High score for high values	1		 Medium
FOIA register: average time of reply to requests	days	22.56	High score for low values	2		 Medium

## 5 Public tenders and relations with suppliers

P - Poor

Rating

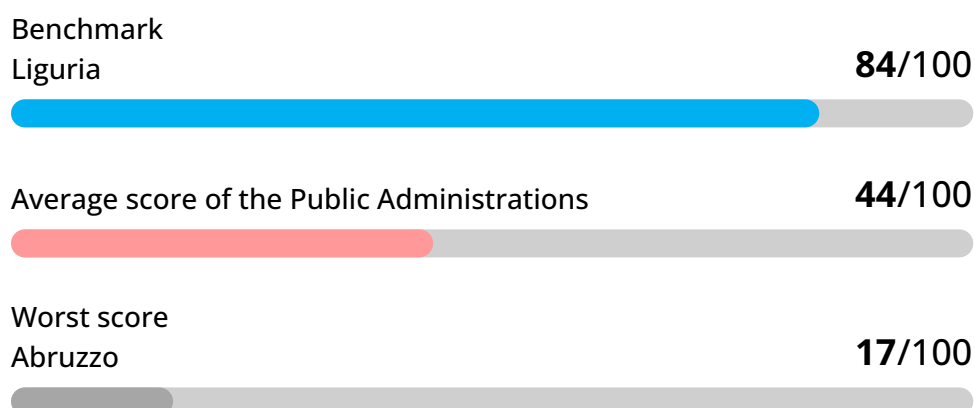
38

out of 100

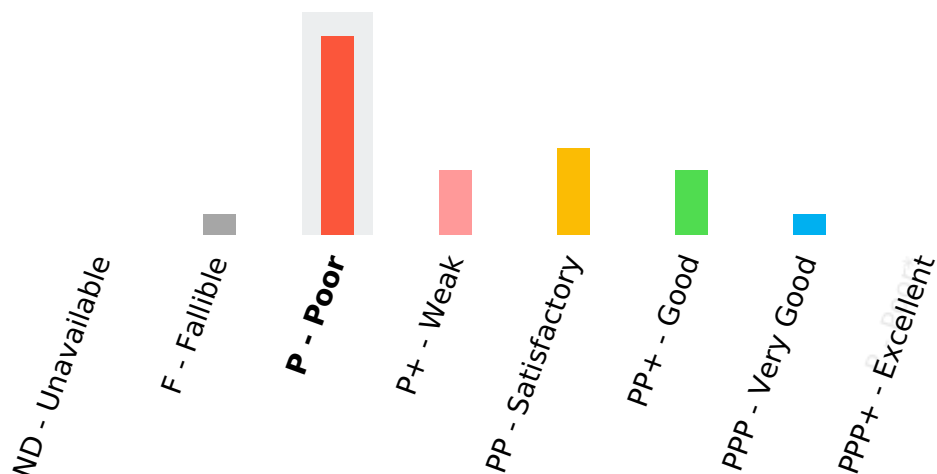
Chronological trend



### Benchmark score



## Distribution of Public Administrations with respect to the rating class



### Strengths










- Timeliness of payments indicator
- Settlement of commercial debts incurred during the fiscal year



### Weaknesses

- Recurring contractors in direct procurements
- Direct procurements on global public tenders - number

## INDICATORS OF THE MACRO-INDICATOR PUBLIC TENDERS AND RELATIONS WITH SUPPLIERS

Indicator name	Unit of measure	Value	Scoring criteria	Score	Trend	Evaluation of the indicator
Recurring contractors in direct procurements	%	43.38	High score for low values	2		 Basso
Direct procurements on global public tenders - number	%	81.08	High score for low values	2		 Basso
Direct procurements on global public tenders - amount	%	24.42	High score for low values	8		 Medium
Timeliness of payments indicator	average days	-10.0	High score for low values	16		 Alto
Per capita debt amount vs suppliers	€	9.42	High score for low values	0		N.D.
Number of corporate creditors per 10k citizens	value	2.67	High score for low values	0		N.D.
Settlement of commercial debts incurred during the fiscal year	%	85.69	High score for high values	10		 Alto

## 6 Environment

PPP+ - Excellent

Rating

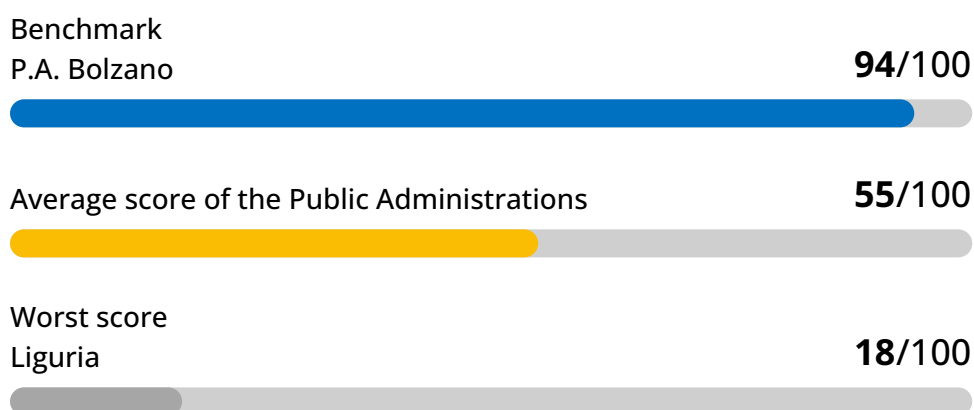
94

out of 100

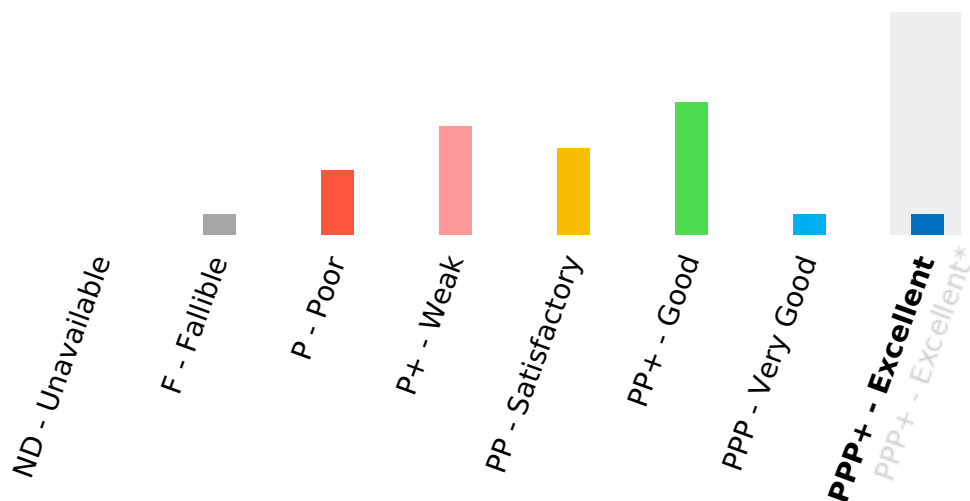
Chronological trend



### Benchmark score



## Distribution of Public Administrations with respect to the rating class



### Strengths









### Weaknesses

- Land consumption
- Contaminated sites
- Urban waste disposal into dump
- Soil waterproofing due to artificial covering
- Population exposed to landslide risk
- Population exposed to flood risk
- Renewable energy



## INDICATORS OF THE MACRO-INDICATOR ENVIRONMENT

Indicator name	Unit of measure	Value	Scoring criteria	Score	Trend	Evaluation of the indicator
Air quality - PM 2.5	%	83.3	High score for low values	6		Medium
Land consumption	%	2.7	High score for low values	12		Alto
Contaminated sites	thousandths	0.2	High score for low values	12		Alto
Urban waste disposal into dump	%	1.3	High score for low values	14		Alto
Soil waterproofing due to artificial covering	%	2.8	High score for low values	12		Alto
Population exposed to landslide risk	%	1.6	High score for low values	12		Alto
Population exposed to flood risk	%	2.0	High score for low values	12		Alto

Indicator name	Unit of measure	Value	Scoring criteria	Score	Trend	Evaluation of the indicator
Renewable energy	%	180.7	High score for high values	14		 Alto