


## ADMINISTRATIVE CAPACITY INDEX

Regions  
data collection 2021

# Piemonte

 Population  
4,311,217



## SYNTHETIC INDEX OF PUBLIC ADMINISTRATIVE CAPACITY

PP+ - Good

Rating

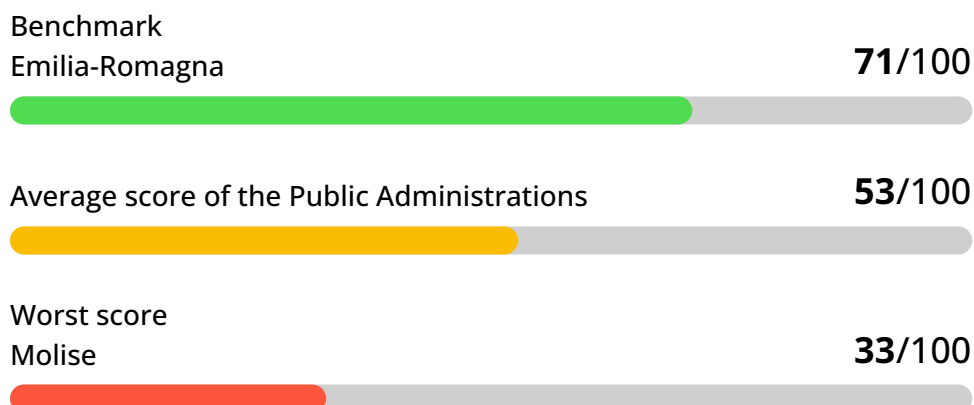
64

out of 100

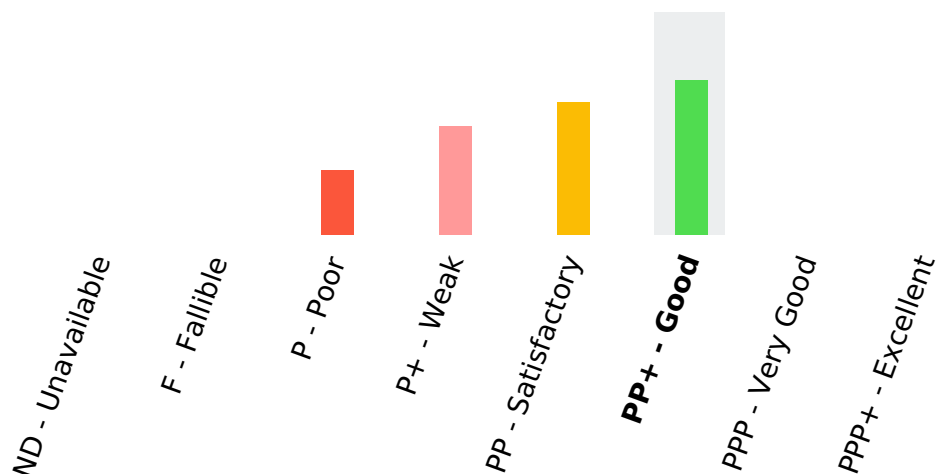
Chronological trend



### Benchmark score

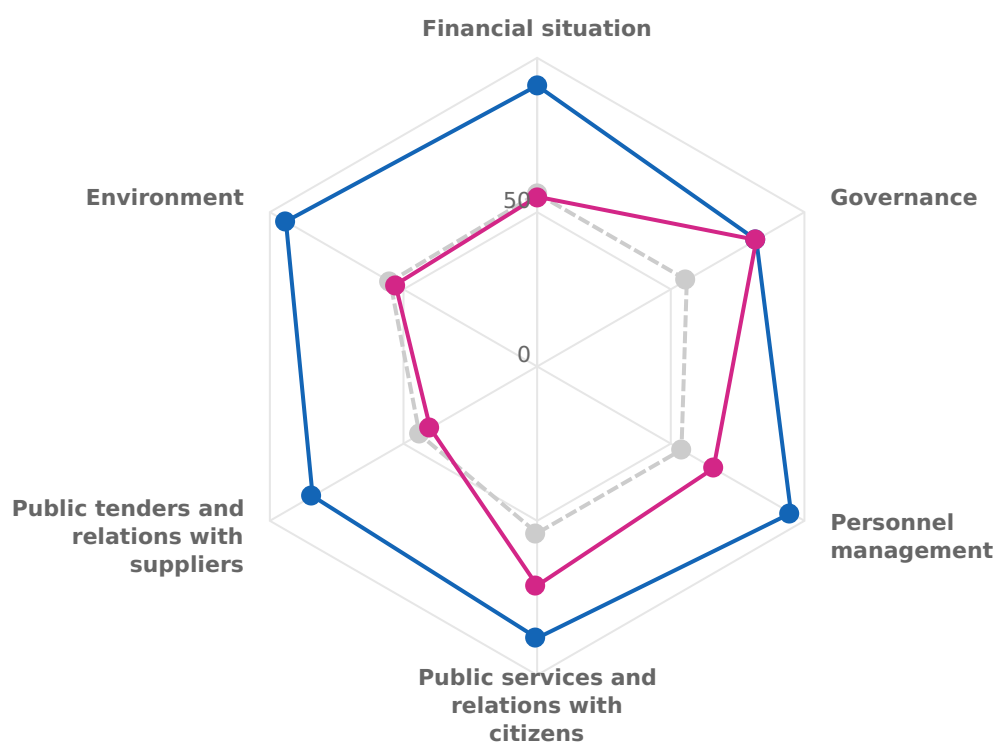


## Distribution of Public Administrations with respect to the rating class



## Administrative capacity: summary of the 6 macro-indicators

- Score of the Public Administration
- Benchmark Public Administration for each macro-area
- Average score of Public Administrations assessed



## 1 Financial situation

PP - Satisfactory

Rating

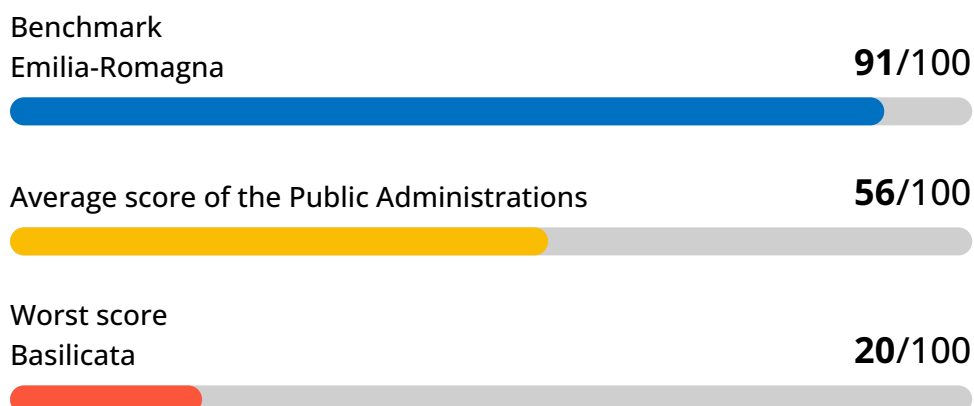
55

out of 100

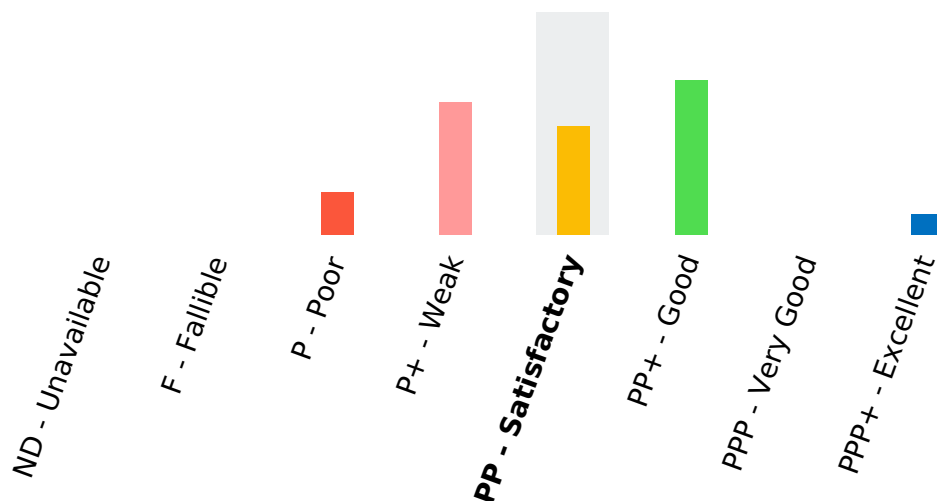
Chronological trend



### Benchmark score



## Distribution of Public Administrations with respect to the rating class



### Strengths


















### Weaknesses

- Spending rigidity
- New liabilities generated in the current period on the accumulated current liabilities

- EU funds management - effected payments

## INDICATORS OF THE MACRO-INDICATOR FINANCIAL SITUATION

Indicator name	Unit of measure	Value	Scoring criteria	Score	Trend	Evaluation of the indicator
Financial autonomy	%	91.99	High score for high values	4		■ ■ Medium
Financial pressure per capita	€ p.c.	2,403.54	High score for low values	4		■ ■ Medium
Collection capacity	%	86.55	High score for high values	5		■ ■ Medium
Spending capacity	%	86.2	High score for high values	5		■ ■ Medium
Spending rigidity	%	2.81	High score for low values	10		■ ■ ■ Alto
Coverage of current expenditure and loan repayments through current revenues	%	94.97	High score for high values	4		■ ■ Medium
New liabilities generated in the current period on the accumulated current liabilities	%	38.83	High score for low values	8		■ ■ ■ Alto

Indicator name	Unit of measure	Value	Scoring criteria	Score	Trend	Evaluation of the indicator
Capital account expenditure financed by loans and bonds	%	6.27	High score for low values	4		 Medium
Debt per capita	€ p.c.	1,239.01	High score for low values	5		 Medium
Deficit/surplus on health expenditure per capita	€ p.c.	-12.55	High score for high values	5		 Medium
EU funds management - effected payments	%	35.0	High score for high values	1		 Basso

## 2 Governance

PPP - Very Good

Rating

82

out of 100

Chronological trend



### Benchmark score

Benchmark

Friuli-Venezia Giulia

Piemonte

82/100



Average score of the Public Administrations

56/100



Worst score

Molise

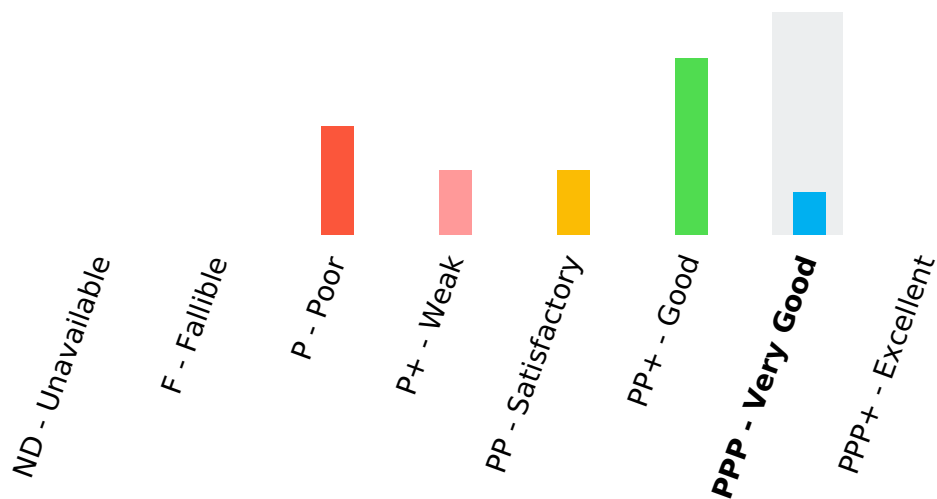
Sardegna

30/100





## Distribution of Public Administrations with respect to the rating class



### Strengths














### Weaknesses

- Open data availability
- E- Government
- Degree of digitization
- Smart Working
- Public works incompleted
- Public Real Estate properties - wide report
- Subsidiary companies
- Anti-corruption measures undertaken
- Court of Auditors - update

- Target achievement
- Public Real Estate properties - management

## INDICATORS OF THE MACRO-INDICATOR GOVERNANCE

Indicator name	Unit of measure	Value	Scoring criteria	Score	Trend	Evaluation of the indicator
Open data availability	value	1,172.6	High score for high values	8		■■■ Alto
E- Government	value	20.4	High score for high values	10		■■■ Alto
Degree of digitization	value	0.99	High score for high values	10		■■■ Alto
Target achievement	value	0.0	High score for high values	1		■ Basso
Smart Working	value	11.0	High score for high values	8		■■■ Alto
Public works incompleted	%	1.7	High score for low values	8		■■■ Alto
Public Real Estate properties - wide report	value	1,111.0	High score for high values	8		■■■ Alto
Public Real Estate properties - management	€ p.c.	-1.64	High score for high values	1		■ Basso
Subsidiary companies	%	94.44	High score for high values	10		■■■ Alto

Indicator name	Unit of measure	Value	Scoring criteria	Score	Trend	Evaluation of the indicator
Anti-corruption measures undertaken	value	15.6	High score for high values	10		 Alto
Court of Auditors - update	value	2.0	High score for low values	8		 Alto

### 3 Personnel management

PP+ - Good

Rating

66

out of 100

Chronological trend



#### Benchmark score

Benchmark  
Lombardia 95/100



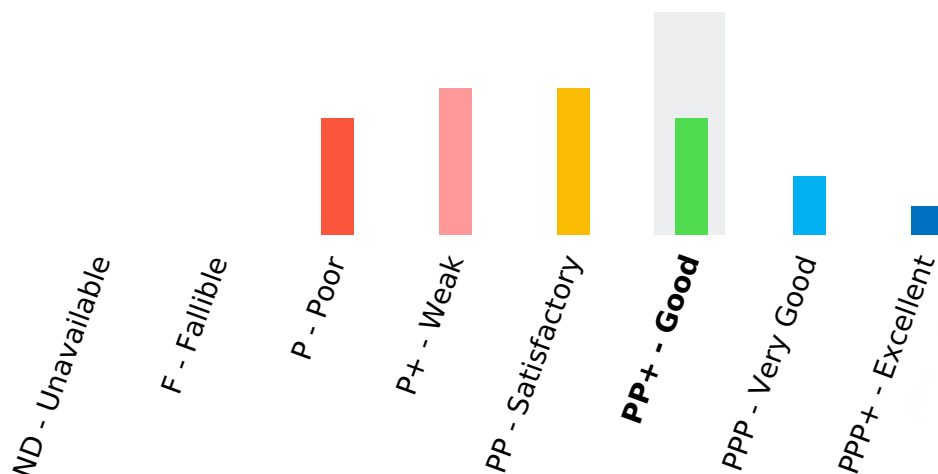
Average score of the Public Administrations 54/100



Worst score  
Molise 23/100



## Distribution of Public Administrations with respect to the rating class



### Strengths










### Weaknesses

- Per capita personnel expenditure
- Personnel expenditure on current expenditure
- Personnel with fixed-term contract on total personnel
- Average days of absence (sick leave)
- Managers on population

- Degree of differentiation of bonus paid to managers

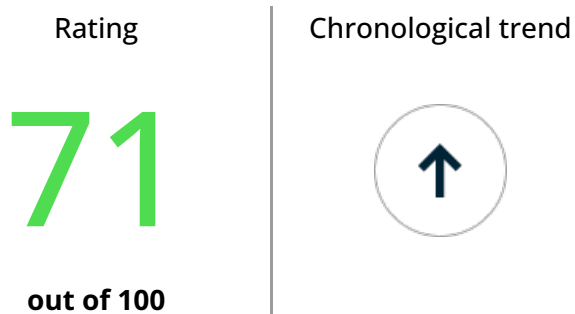
## INDICATORS OF THE MACRO-INDICATOR PERSONNEL MANAGEMENT

Indicator name	Unit of measure	Value	Scoring criteria	Score	Trend	Evaluation of the indicator
Per capita personnel expenditure	€ p.c.	45.0	High score for low values	10		■■■ Alto
Personnel expenditure on current expenditure	%	1.83	High score for low values	10		■■■ Alto
Expenditure for external advisory on personnel expenditure	%		High score for low values	0		N.D.
Personnel with fixed-term contract on total personnel	%	0.0	High score for low values	10		■■■ Alto
Average age	years old	54.41	High score for low values	5		■■ Medium
Personnel with a degree on total personnel	%	46.17	High score for high values	5		■■ Medium
Average days of absence (sick leave)	average days	5.64	High score for low values	10		■■■ Alto

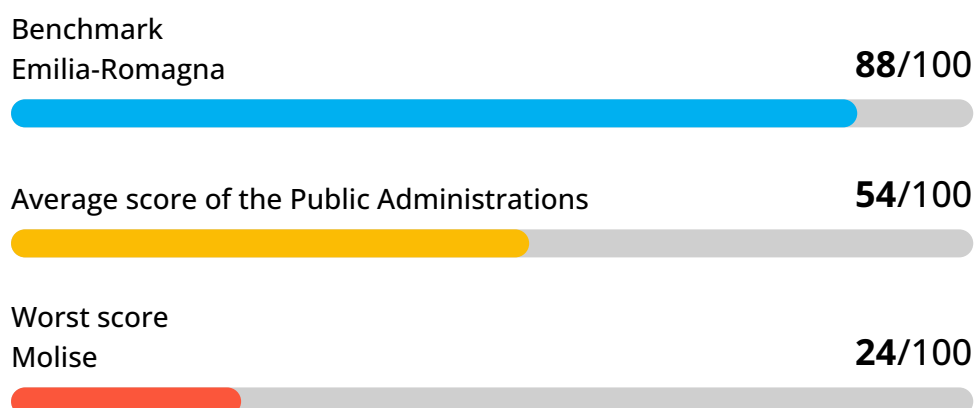
Indicator name	Unit of measure	Value	Scoring criteria	Score	Trend	Evaluation of the indicator
Managers on population	‰	0.22	High score for low values	10		Alto
Provided bonus out of allocated ones to managers	%	98.7	High score for low values	5		Medium
Degree of differentiation of bonus paid to managers	value	28.41	High score for high values	1		Basso

## 4 Public services and relations with citizens

PP+ - Good

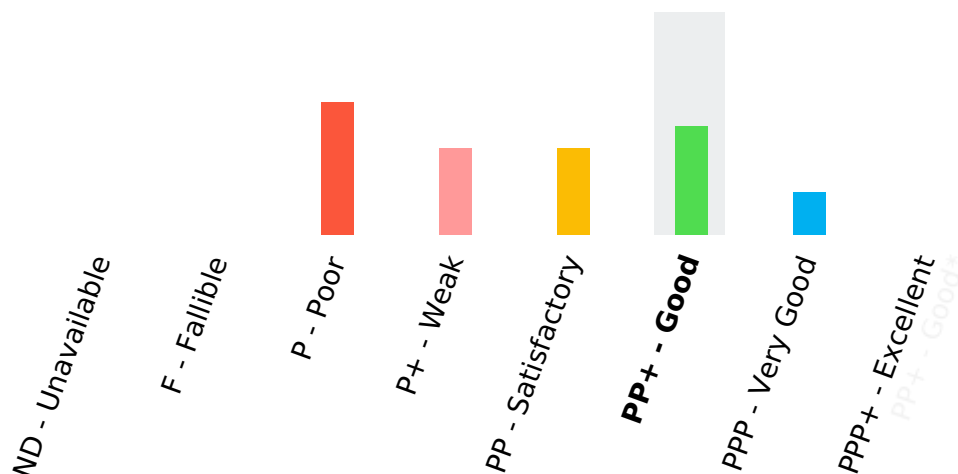


### Benchmark score





## Distribution of Public Administrations with respect to the rating class



### Strengths













### Weaknesses

- Efficiency indicator - reporting (multivariable)
- Efficiency indicator - timing supervision (multivariable)
- Online services
- Landline high-speed internet access covering
- Hospital emigration
- Beds in nursing homes (BES)
- Citizens involvement

- Accredited private health care centers

## INDICATORS OF THE MACRO-INDICATOR PUBLIC SERVICES AND RELATIONS WITH CITIZENS

Indicator name	Unit of measure	Value	Scoring criteria	Score	Trend	Evaluation of the indicator
Efficiency indicator - reporting (multivariable)	code	2.0	High score for high values	10		■■■ Alto
Efficiency indicator - timing supervision (multivariable)	code	2.0	High score for high values	10		■■■ Alto
Online services	value	19.5	High score for high values	10		■■■ Alto
Landline high-speed internet access covering	%	34.7	High score for high values	10		■■■ Alto
Hospital emigration	%	6.7	High score for low values	8		■■■ Alto
Beds in nursing homes (BES)	‰	115.5	High score for high values	8		■■■ Alto
Integrated home care services	%	2.7	High score for high values	4		■■ Medium

Indicator name	Unit of measure	Value	Scoring criteria	Score	Trend	Evaluation of the indicator
Accredited private health care centers	value	3.33	High score for low values	1		 Basso
Territorial pharmaceutical expenditure per capita	€ p.c.	121.8	High score for low values	4		 Medium
Planning of renewal of disused public RE properties	value		High score for high values	0		N.D.
Citizens involvement	value	6.5	High score for high values	6		 Alto
FOIA register: accepted requests	%		High score for high values	0		N.D.
FOIA register: average time of reply to requests	days		High score for low values	0		N.D.

## 5 Public tenders and relations with suppliers

P+ - Weak

Rating

40

out of 100

Chronological trend



### Benchmark score

Benchmark

Liguria

84/100



Average score of the Public Administrations

44/100



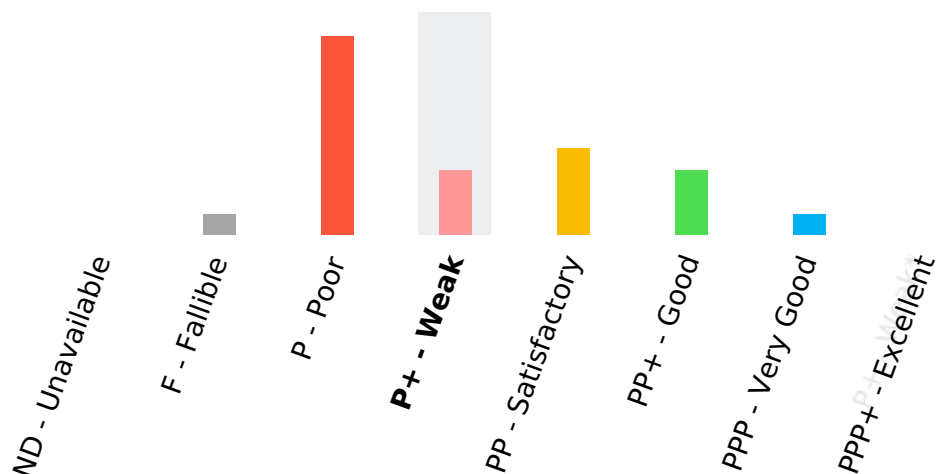
Worst score

Abruzzo

17/100



## Distribution of Public Administrations with respect to the rating class



### Strengths












- Per capita debt amount vs suppliers



### Weaknesses

- Recurring contractors in direct procurements
- Direct procurements on global public tenders - number
- Direct procurements on global public tenders - amount

## INDICATORS OF THE MACRO-INDICATOR PUBLIC TENDERS AND RELATIONS WITH SUPPLIERS

Indicator name	Unit of measure	Value	Scoring criteria	Score	Trend	Evaluation of the indicator
Recurring contractors in direct procurements	%	20.77	High score for low values	2		 Basso
Direct procurements on global public tenders - number	%	80.04	High score for low values	2		 Basso
Direct procurements on global public tenders - amount	%	64.87	High score for low values	2		 Basso
Timeliness of payments indicator	average days	7.74	High score for low values	8		 Medium
Per capita debt amount vs suppliers	€	1.02	High score for low values	16		 Alto
Number of corporate creditors per 10k citizens	value	0.52	High score for low values	5		 Medium
Settlement of commercial debts incurred during the fiscal year	%	92.63	High score for high values	5		 Medium

## 6 Environment

PP - Satisfactory

Rating

53

out of 100

Chronological trend



### Benchmark score

Benchmark  
P.A. Bolzano 94/100



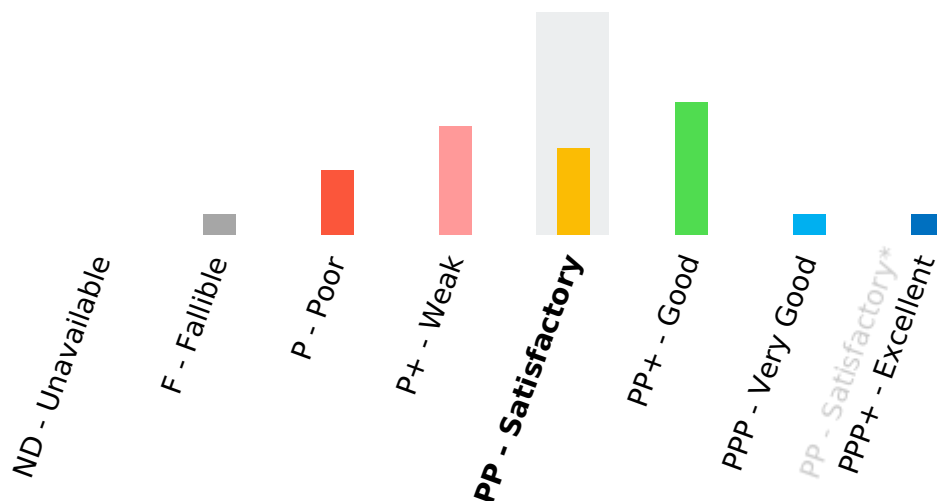
Average score of the Public Administrations 55/100



Worst score  
Liguria 18/100



## Distribution of Public Administrations with respect to the rating class



### Strengths















### Weaknesses



- Urban waste disposal into dump
- Population exposed to landslide risk

- Air quality - PM 2.5
- Contaminated sites



## INDICATORS OF THE MACRO-INDICATOR ENVIRONMENT

Indicator name	Unit of measure	Value	Scoring criteria	Score	Trend	Evaluation of the indicator
Air quality - PM 2.5	%	88.6	High score for low values	1		 Basso
Land consumption	%	6.7	High score for low values	6		 Medium
Contaminated sites	thousandths	42.6	High score for low values	1		 Basso
Urban waste disposal into dump	%	12.0	High score for low values	14		 Alto
Soil waterproofing due to artificial covering	%	6.7	High score for low values	6		 Medium
Population exposed to landslide risk	%	1.6	High score for low values	12		 Alto
Population exposed to flood risk	%	4.8	High score for low values	6		 Medium

Indicator name	Unit of measure	Value	Scoring criteria	Score	Trend	Evaluation of the indicator
Renewable energy	%	41.8	High score for high values	7		 Medium