


## ADMINISTRATIVE CAPACITY INDEX

**Regions**  
**data collection 2021**

# Abruzzo

 Population  
**1,293,941**



## SYNTHETIC INDEX OF PUBLIC ADMINISTRATIVE CAPACITY

**P - Poor**

Rating

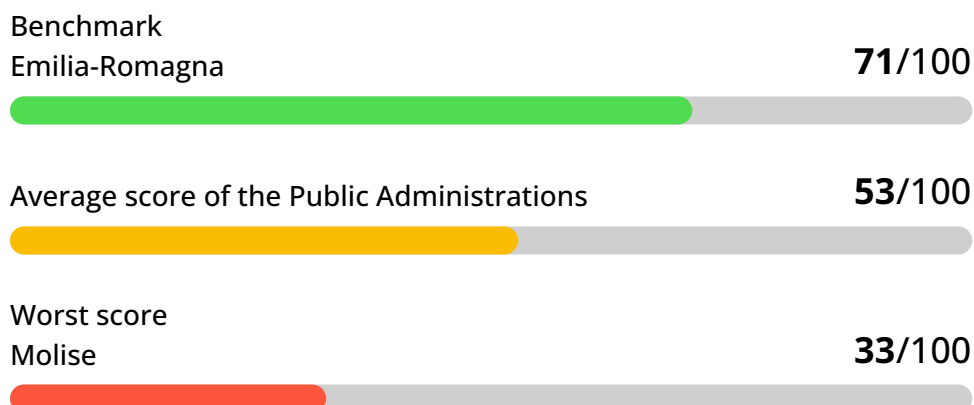
**39**

out of 100

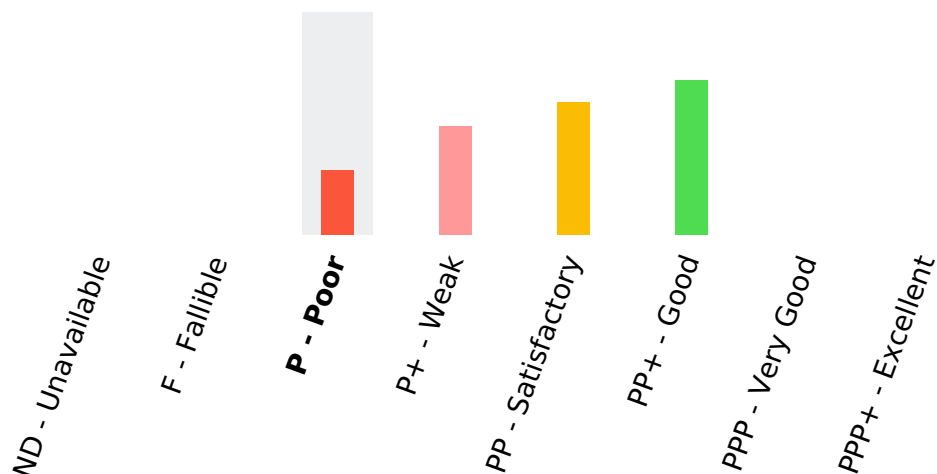
Chronological trend



### Benchmark score

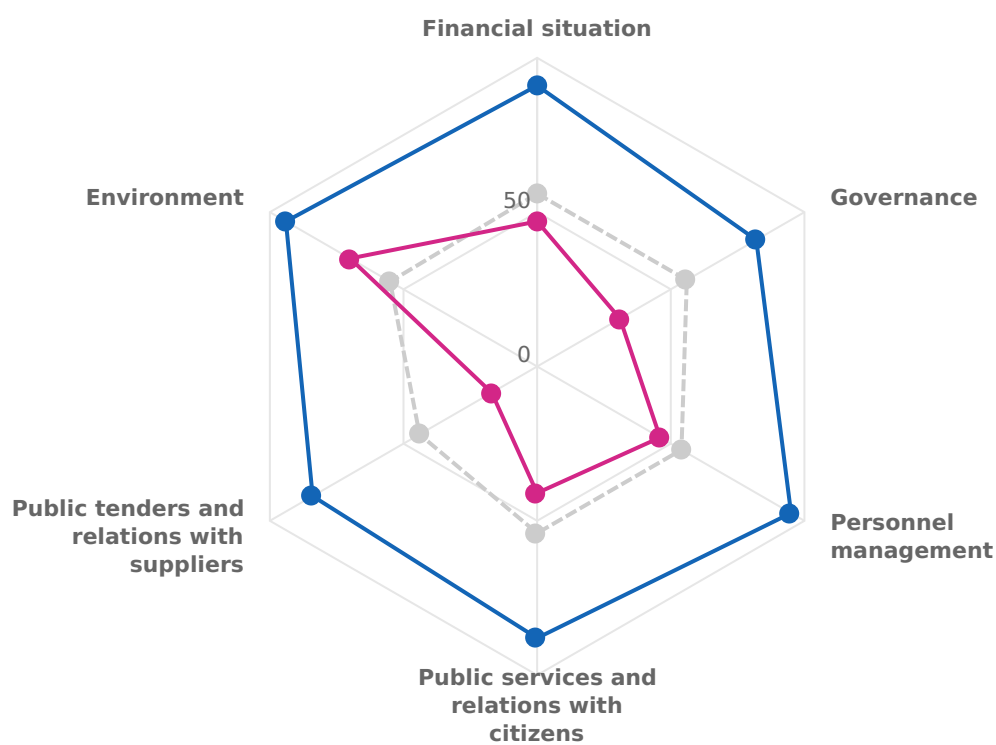


## Distribution of Public Administrations with respect to the rating class



## Administrative capacity: summary of the 6 macro-indicators

- Score of the Public Administration
- Benchmark Public Administration for each macro-area
- Average score of Public Administrations assessed



## 1 Financial situation

P+ - Weak

Rating

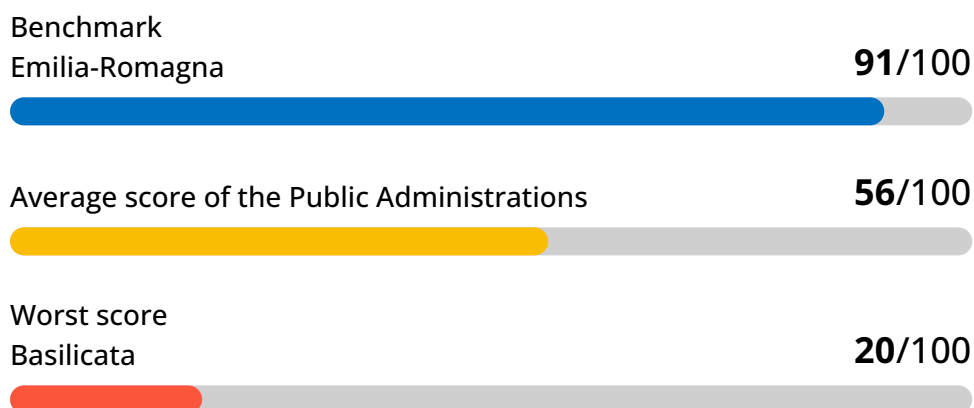
47

out of 100

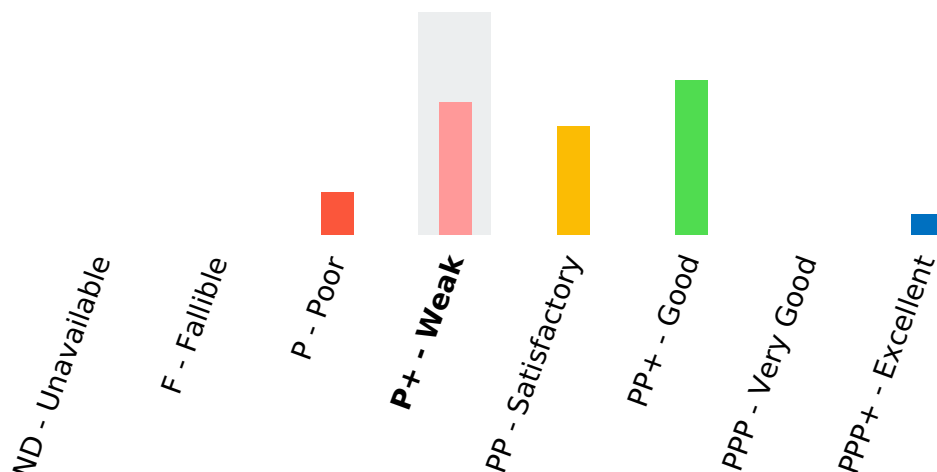
Chronological trend



### Benchmark score



## Distribution of Public Administrations with respect to the rating class



### Strengths















- Financial pressure per capita
- Coverage of current expenditure and loan repayments through current revenues
- New liabilities generated in the current period on the accumulated current liabilities
- Capital account expenditure financed by loans and bonds











### Weaknesses

- Financial autonomy
- Collection capacity
- Spending capacity
- Debt per capita
- EU funds management - effected payments

## INDICATORS OF THE MACRO-INDICATOR FINANCIAL SITUATION

Indicator name	Unit of measure	Value	Scoring criteria	Score	Trend	Evaluation of the indicator
Financial autonomy	%	86.4	High score for high values	1		 Basso
Financial pressure per capita	€ p.c.	2,247.0	High score for low values	8		 Alto
Collection capacity	%	79.0	High score for high values	1		 Basso
Spending capacity	%	79.26	High score for high values	1		 Basso
Spending rigidity	%	4.65	High score for low values	5		 Medium
Coverage of current expenditure and loan repayments through current revenues	%	96.33	High score for high values	8		 Alto
New liabilities generated in the current period on the accumulated current liabilities	%	46.35	High score for low values	8		 Alto

Indicator name	Unit of measure	Value	Scoring criteria	Score	Trend	Evaluation of the indicator
Capital account expenditure financed by loans and bonds	%	0.0	High score for low values	8		 Alto
Debt per capita	€ p.c.	1,551.63	High score for low values	1		 Basso
Deficit/surplus on health expenditure per capita	€ p.c.	-10.2	High score for high values	5		 Medium
EU funds management - effected payments	%	28.0	High score for high values	1		 Basso

## 2 Governance

P - Poor

Rating

31

out of 100

Chronological trend



### Benchmark score

Benchmark

Friuli-Venezia Giulia

Piemonte

82/100



Average score of the Public Administrations

56/100



Worst score

Molise

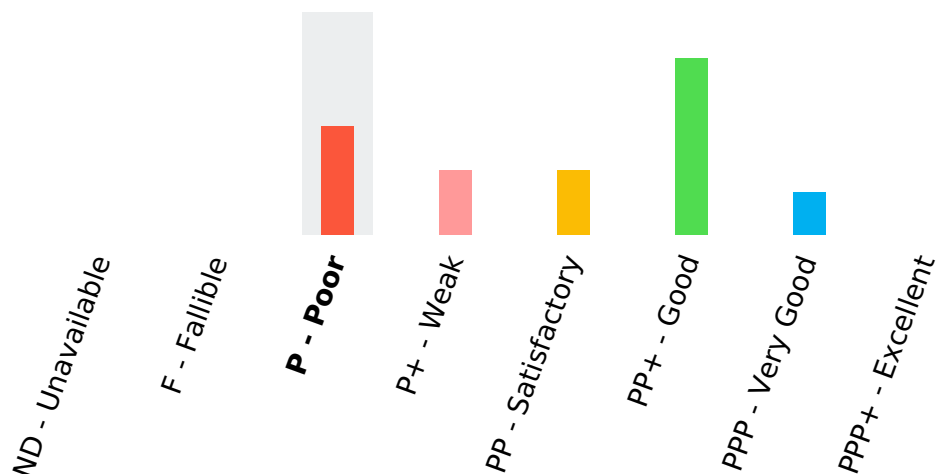
Sardegna

30/100





## Distribution of Public Administrations with respect to the rating class



### Strengths










### Weaknesses

- Public Real Estate properties - wide report

- Degree of digitization
- Target achievement
- Public works incompleted
- Public Real Estate properties - management
- Subsidiary companies

## INDICATORS OF THE MACRO-INDICATOR GOVERNANCE

Indicator name	Unit of measure	Value	Scoring criteria	Score	Trend	Evaluation of the indicator
Open data availability	value	342.0	High score for high values	4		Medium
E- Government	value	9.0	High score for high values	5		Medium
Degree of digitization	value	0.36	High score for high values	1		Basso
Target achievement	value	98.4	High score for high values	1		Basso
Smart Working	value		High score for high values	0		N.D.
Public works incompleted	%	6.31	High score for low values	1		Basso
Public Real Estate properties - wide report	value	1,111.0	High score for high values	8		Alto
Public Real Estate properties - management	€ p.c.	-1.89	High score for high values	1		Basso
Subsidiary companies	%	44.44	High score for high values	1		Basso

Indicator name	Unit of measure	Value	Scoring criteria	Score	Trend	Evaluation of the indicator
Anti-corruption measures undertaken	value	13.2	High score for high values	5		 Medium
Court of Auditors - update	value	1.0	High score for low values	4		 Medium

### 3 Personnel management

P+ - Weak

Rating

46

out of 100

Chronological trend



#### Benchmark score

Benchmark  
Lombardia

95/100



Average score of the Public Administrations

54/100

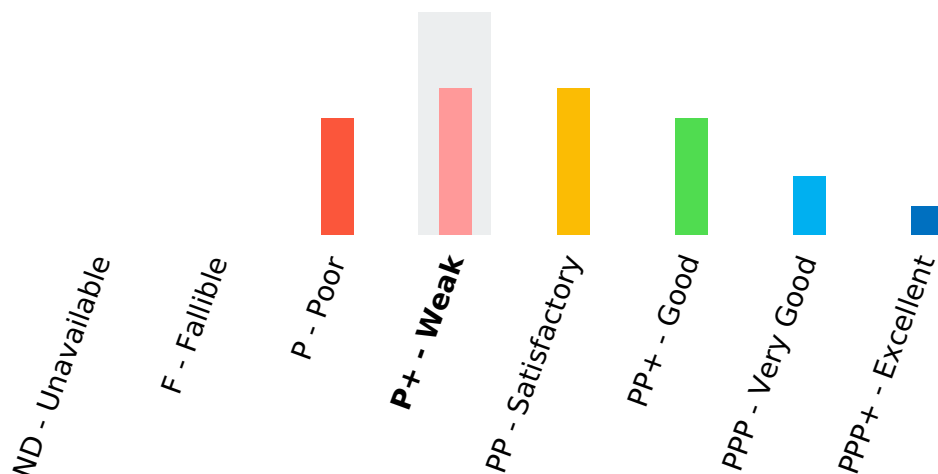


Worst score  
Molise

23/100



## Distribution of Public Administrations with respect to the rating class



### Strengths











### Weaknesses

- Expenditure for external advisory on personnel expenditure

- Average age

## INDICATORS OF THE MACRO-INDICATOR PERSONNEL MANAGEMENT

Indicator name	Unit of measure	Value	Scoring criteria	Score	Trend	Evaluation of the indicator
Per capita personnel expenditure	€ p.c.	55.44	High score for low values	5		■ ■ Medium
Personnel expenditure on current expenditure	%	2.27	High score for low values	5		■ ■ Medium
Expenditure for external advisory on personnel expenditure	%	0.02	High score for low values	10		■ ■ ■ Alto
Personnel with fixed-term contract on total personnel	%	1.34	High score for low values	5		■ ■ Medium
Average age	years old	55.9	High score for low values	1		■ Basso
Personnel with a degree on total personnel	%	44.41	High score for high values	5		■ ■ Medium
Average days of absence (sick leave)	average days	8.71	High score for low values	5		■ ■ Medium

Indicator name	Unit of measure	Value	Scoring criteria	Score	Trend	Evaluation of the indicator
Managers on population	‰	0.47	High score for low values	5		■ Medium
Provided bonus out of allocated ones to managers	%	98.04	High score for low values	5		■ Medium
Degree of differentiation of bonus paid to managers	value	0.0	High score for high values	0		N.D.

## 4 Public services and relations with citizens

P+ - Weak

Rating

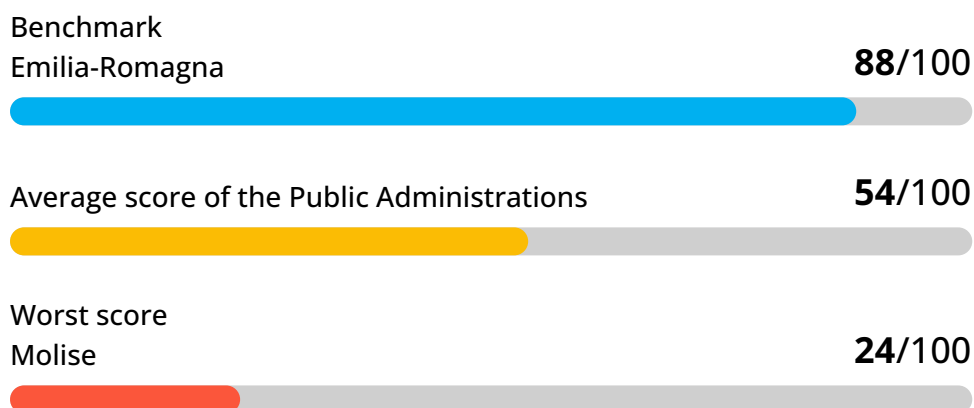
41

out of 100

Chronological trend

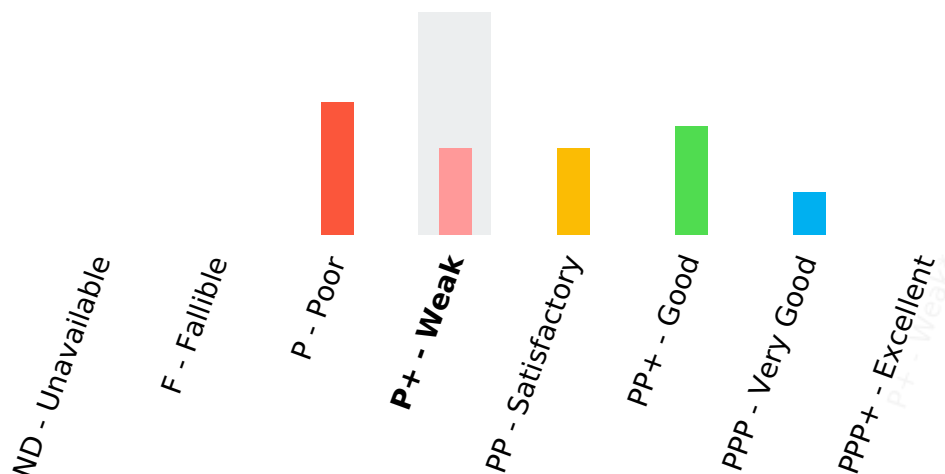


### Benchmark score





## Distribution of Public Administrations with respect to the rating class



### Strengths



- Integrated home care services
- Accredited private health care centers
- FOIA register: accepted requests













### Weaknesses

- Hospital emigration
- Beds in nursing homes (BES)
- Territorial pharmaceutical expenditure per capita


## INDICATORS OF THE MACRO-INDICATOR PUBLIC SERVICES AND RELATIONS WITH CITIZENS

Indicator name	Unit of measure	Value	Scoring criteria	Score	Trend	Evaluation of the indicator
Efficiency indicator - reporting (multivariable)	code		High score for high values	0		N.D.
Efficiency indicator - timing supervision (multivariable)	code		High score for high values	0		N.D.
Online services	value	18.2	High score for high values	5		■ ■ Medium
Landline high-speed internet access covering	%	16.4	High score for high values	5		■ ■ Medium
Hospital emigration	%	16.6	High score for low values	1		■ Basso
Beds in nursing homes (BES)	‰	42.0	High score for high values	1		■ Basso
Integrated home care services	%	3.8	High score for high values	8		■ ■ ■ Alto

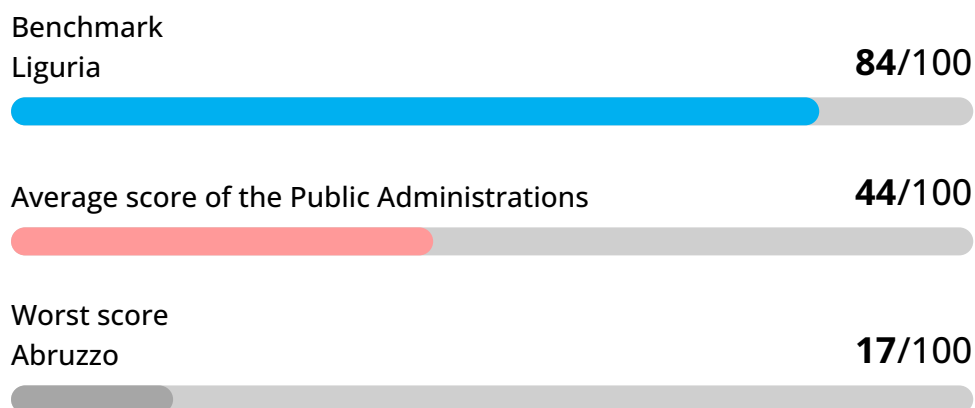
Indicator name	Unit of measure	Value	Scoring criteria	Score	Trend	Evaluation of the indicator
Accredited private health care centers	value	1.0	High score for low values	8		 Alto
Territorial pharmaceutical expenditure per capita	€ p.c.	147.6	High score for low values	1		 Basso
Planning of renewal of disused public RE properties	value	1.5	High score for high values	3		 Medium
Citizens involvement	value	2.6	High score for high values	3		 Medium
FOIA register: accepted requests	%	94.7	High score for high values	4		 Alto
FOIA register: average time of reply to requests	days	22.81	High score for low values	2		 Medium

## 5 Public tenders and relations with suppliers

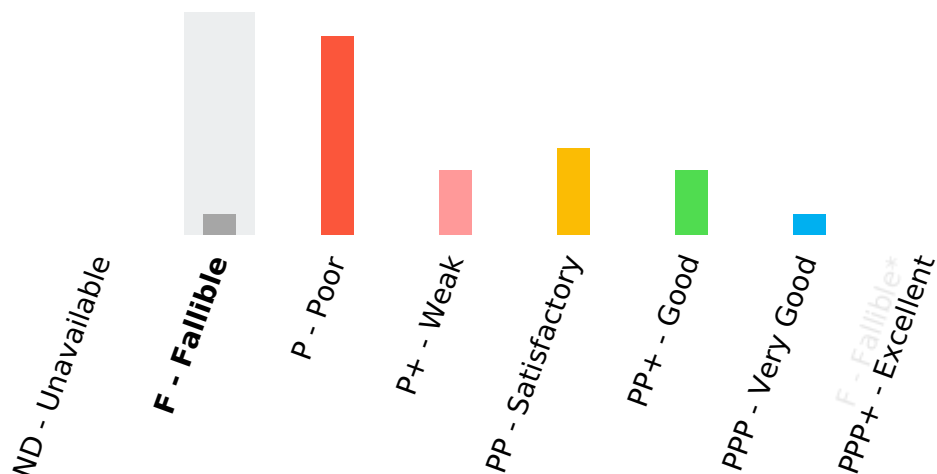
F - Fallible



### Benchmark score



## Distribution of Public Administrations with respect to the rating class













### Strengths



### Weaknesses

- Recurring contractors in direct procurements
- Direct procurements on global public tenders - number
- Direct procurements on global public tenders - amount
- Per capita debt amount vs suppliers
- Number of corporate creditors per 10k citizens

## INDICATORS OF THE MACRO-INDICATOR PUBLIC TENDERS AND RELATIONS WITH SUPPLIERS

Indicator name	Unit of measure	Value	Scoring criteria	Score	Trend	Evaluation of the indicator
Recurring contractors in direct procurements	%	14.49	High score for low values	2		 Basso
Direct procurements on global public tenders - number	%	79.21	High score for low values	2		 Basso
Direct procurements on global public tenders - amount	%	79.99	High score for low values	2		 Basso
Timeliness of payments indicator	average days	16.0	High score for low values	8		 Medium
Per capita debt amount vs suppliers	€	136.27	High score for low values	2		 Basso
Number of corporate creditors per 10k citizens	value	8.56	High score for low values	1		 Basso
Settlement of commercial debts incurred during the fiscal year	%		High score for high values	0		N.D.

## 6 Environment

PP+ - Good

Rating

70

out of 100

Chronological trend



### Benchmark score

Benchmark  
P.A. Bolzano 94/100



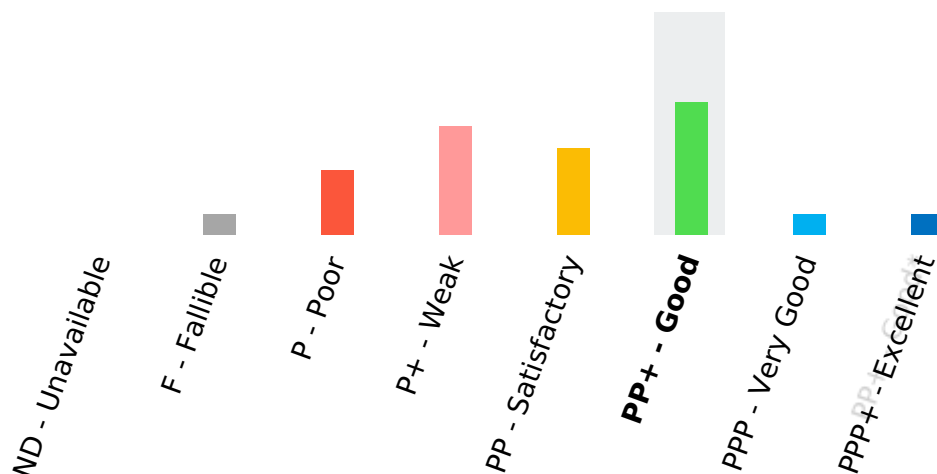
Average score of the Public Administrations 55/100



Worst score  
Liguria 18/100



## Distribution of Public Administrations with respect to the rating class



### Strengths








### Weaknesses



- Land consumption
- Contaminated sites
- Soil waterproofing due to artificial covering
- Renewable energy

- Population exposed to landslide risk



## INDICATORS OF THE MACRO-INDICATOR ENVIRONMENT

Indicator name	Unit of measure	Value	Scoring criteria	Score	Trend	Evaluation of the indicator
Air quality - PM 2.5	%	77.8	High score for low values	6		Medium
Land consumption	%	5.0	High score for low values	12		Alto
Contaminated sites	thousandths	0.6	High score for low values	12		Alto
Urban waste disposal into dump	%	34.4	High score for low values	7		Medium
Soil waterproofing due to artificial covering	%	5.0	High score for low values	12		Alto
Population exposed to landslide risk	%	5.8	High score for low values	1		Basso
Population exposed to flood risk	%	6.1	High score for low values	6		Medium

Indicator name	Unit of measure	Value	Scoring criteria	Score	Trend	Evaluation of the indicator
Renewable energy	%	51.0	High score for high values	14		 Alto