


ADMINISTRATIVE CAPACITY INDEX

Regions
data collection 2021

Basilicata

 Population
553,254



SYNTHETIC INDEX OF PUBLIC ADMINISTRATIVE CAPACITY

P+ - Weak

Rating

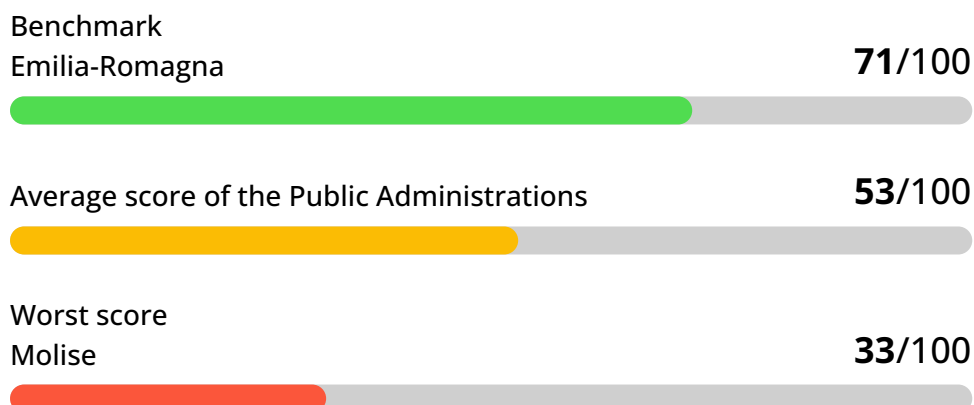
45

out of 100

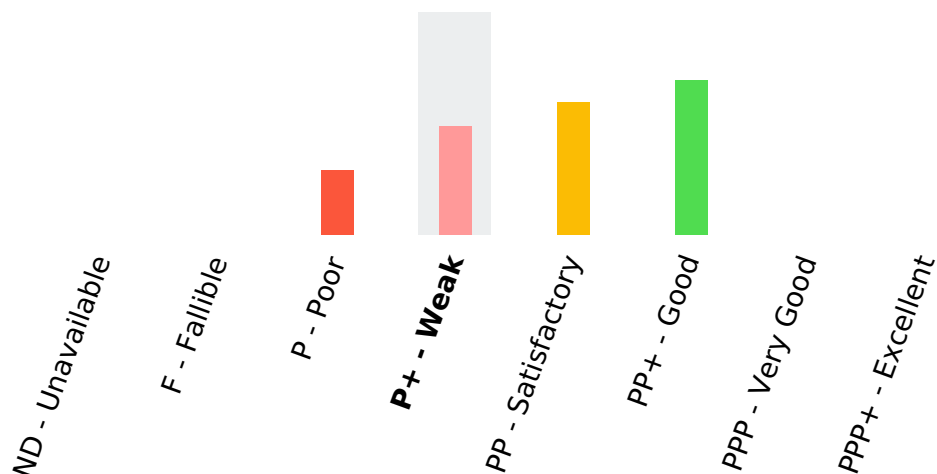
Chronological trend



Benchmark score

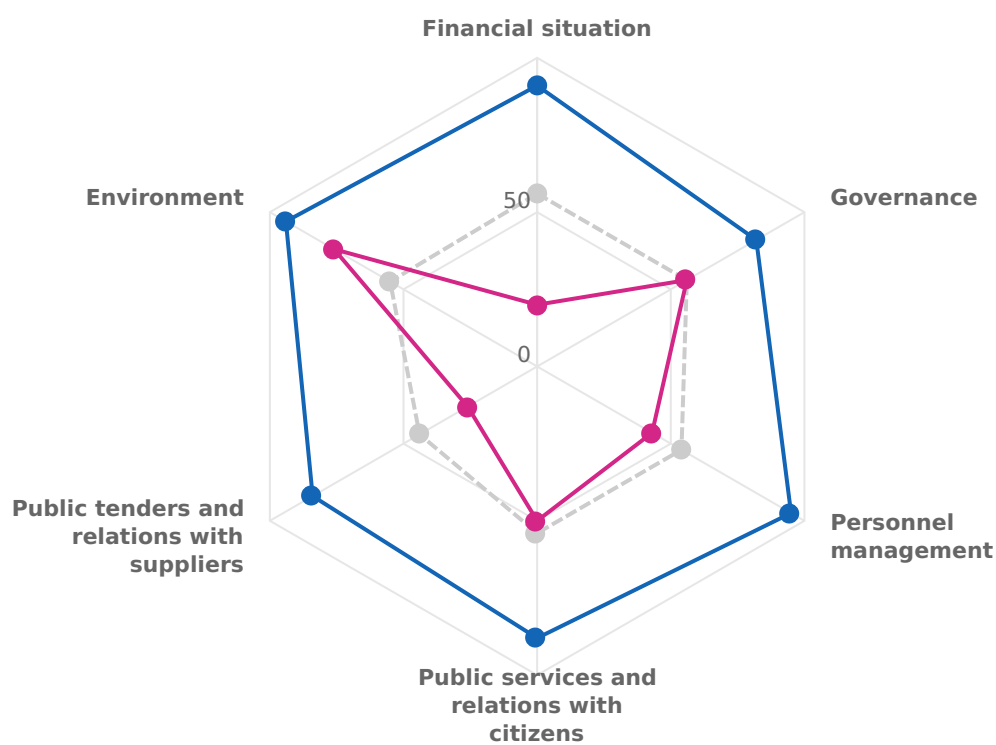


Distribution of Public Administrations with respect to the rating class



Administrative capacity: summary of the 6 macro-indicators

- Score of the Public Administration
- Benchmark Public Administration for each macro-area
- Average score of Public Administrations assessed



1 Financial situation

P - Poor

Rating

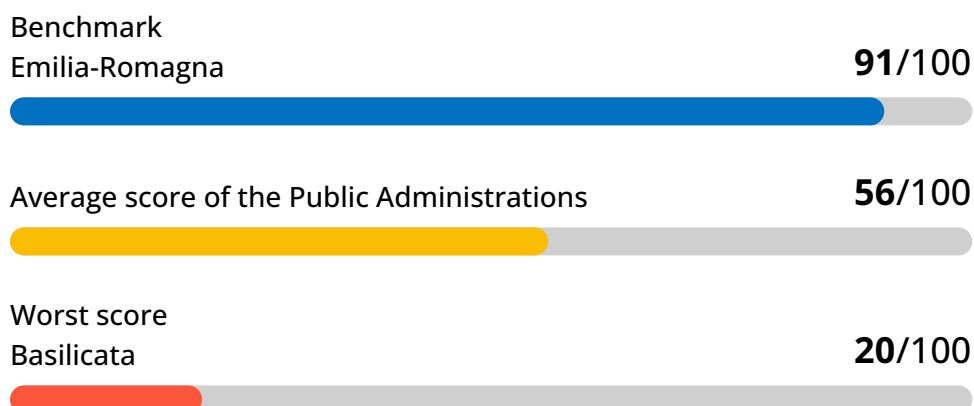
20

out of 100

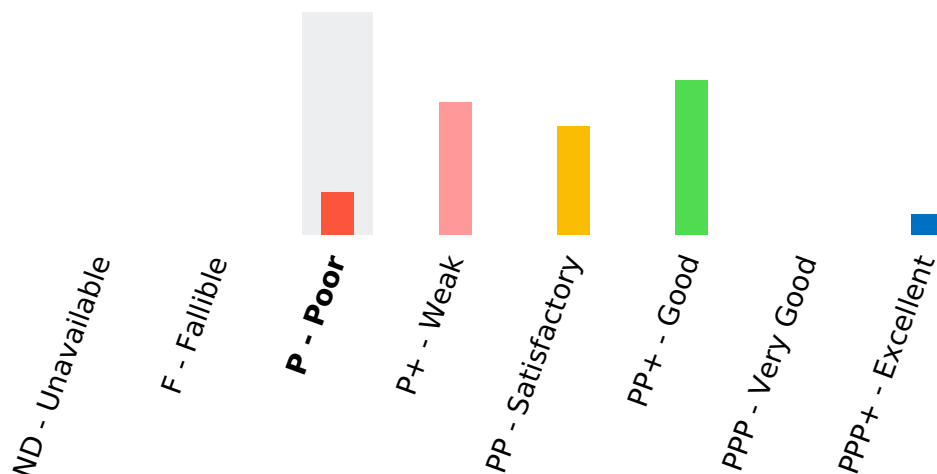
Chronological trend



Benchmark score



Distribution of Public Administrations with respect to the rating class









Strengths







Weaknesses

- Deficit/surplus on health expenditure per capita
- EU funds management - effected payments

INDICATORS OF THE MACRO-INDICATOR FINANCIAL SITUATION

Indicator name	Unit of measure	Value	Scoring criteria	Score	Trend	Evaluation of the indicator
Financial autonomy	%		High score for high values	0		N.D.
Financial pressure per capita	€ p.c.	0.0	High score for low values	0		N.D.
Collection capacity	%	0.0	High score for high values	0		N.D.
Spending capacity	%	0.0	High score for high values	0		N.D.
Spending rigidity	%	0.0	High score for low values	0		N.D.
Coverage of current expenditure and loan repayments through current revenues	%	0.0	High score for high values	0		N.D.
New liabilities generated in the current period on the accumulated current liabilities	%	0.0	High score for low values	0		N.D.

Indicator name	Unit of measure	Value	Scoring criteria	Score	Trend	Evaluation of the indicator
Capital account expenditure financed by loans and bonds	%	0.0	High score for low values	0		N.D.
Debt per capita	€ p.c.	0.0	High score for low values	0		N.D.
Deficit/surplus on health expenditure per capita	€ p.c.	18.4	High score for high values	10		■■■ Alto
EU funds management - effected payments	%	54.0	High score for high values	10		■■■ Alto

2 Governance

PP - Satisfactory

Rating

56

out of 100

Chronological trend



Benchmark score

Benchmark

Friuli-Venezia Giulia

Piemonte

82/100



Average score of the Public Administrations

56/100



Worst score

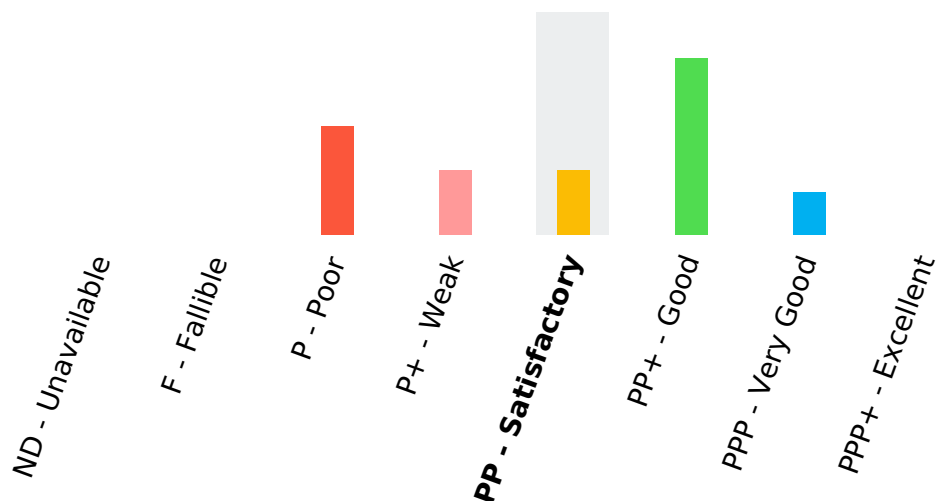
Molise

Sardegna

30/100



Distribution of Public Administrations with respect to the rating class



Strengths













Weaknesses

- Degree of digitization
- Public Real Estate properties - wide report
- Subsidiary companies
- Court of Auditors - update

- E- Government
- Anti-corruption measures undertaken

INDICATORS OF THE MACRO-INDICATOR GOVERNANCE

Indicator name	Unit of measure	Value	Scoring criteria	Score	Trend	Evaluation of the indicator
Open data availability	value	466.7	High score for high values	4		■ ■ Medium
E- Government	value	5.0	High score for high values	1		■ Basso
Degree of digitization	value	1.02	High score for high values	10		■ ■ ■ Alto
Target achievement	value	117.96	High score for high values	6		■ ■ Medium
Smart Working	value		High score for high values	0		N.D.
Public works incompleted	%	3.88	High score for low values	4		■ ■ Medium
Public Real Estate properties - wide report	value	1,111.0	High score for high values	8		■ ■ ■ Alto
Public Real Estate properties - management	€ p.c.	-0.02	High score for high values	4		■ ■ Medium
Subsidiary companies	%	80.0	High score for high values	10		■ ■ ■ Alto

Indicator name	Unit of measure	Value	Scoring criteria	Score	Trend	Evaluation of the indicator
Anti-corruption measures undertaken	value	7.0	High score for high values	1		 Basso
Court of Auditors - update	value	2.0	High score for low values	8		 Alto

3 Personnel management

P+ - Weak

Rating

43

out of 100

Chronological trend



Benchmark score

Benchmark
Lombardia 95/100



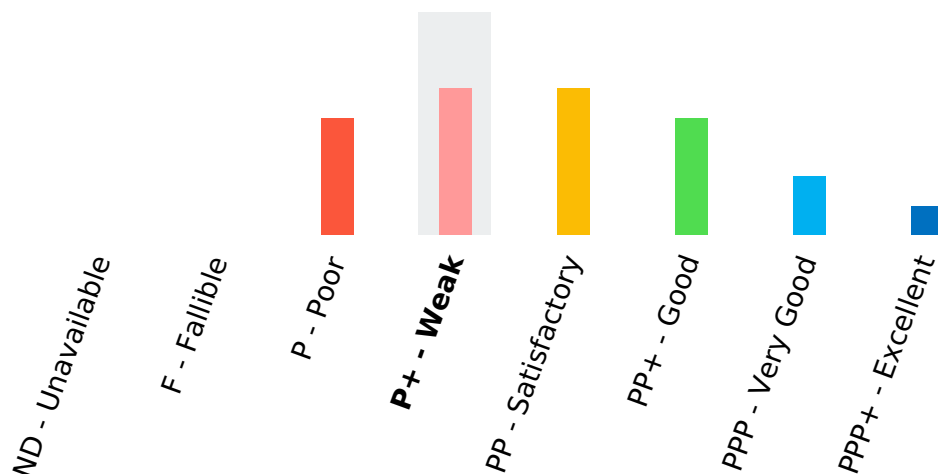
Average score of the Public Administrations 54/100



Worst score
Molise 23/100



Distribution of Public Administrations with respect to the rating class



Strengths














- Degree of differentiation of bonus paid to managers



Weaknesses

- Expenditure for external advisory on personnel expenditure
- Average age
- Personnel with a degree on total personnel

INDICATORS OF THE MACRO-INDICATOR PERSONNEL MANAGEMENT

Indicator name	Unit of measure	Value	Scoring criteria	Score	Trend	Evaluation of the indicator
Per capita personnel expenditure	€ p.c.	120.09	High score for low values	5		 Medium
Personnel expenditure on current expenditure	%	4.55	High score for low values	5		 Medium
Expenditure for external advisory on personnel expenditure	%	0.65	High score for low values	1		 Basso
Personnel with fixed-term contract on total personnel	%	0.73	High score for low values	5		 Medium
Average age	years old	57.49	High score for low values	1		 Basso
Personnel with a degree on total personnel	%	32.75	High score for high values	1		 Basso
Average days of absence (sick leave)	average days	8.18	High score for low values	5		 Medium

Indicator name	Unit of measure	Value	Scoring criteria	Score	Trend	Evaluation of the indicator
Managers on population	‰	0.76	High score for low values	5		■ Medium
Provided bonus out of allocated ones to managers	%	98.91	High score for low values	5		■ Medium
Degree of differentiation of bonus paid to managers	value	215.79	High score for high values	10		■■ Alto

4 Public services and relations with citizens

PP - Satisfactory

Rating

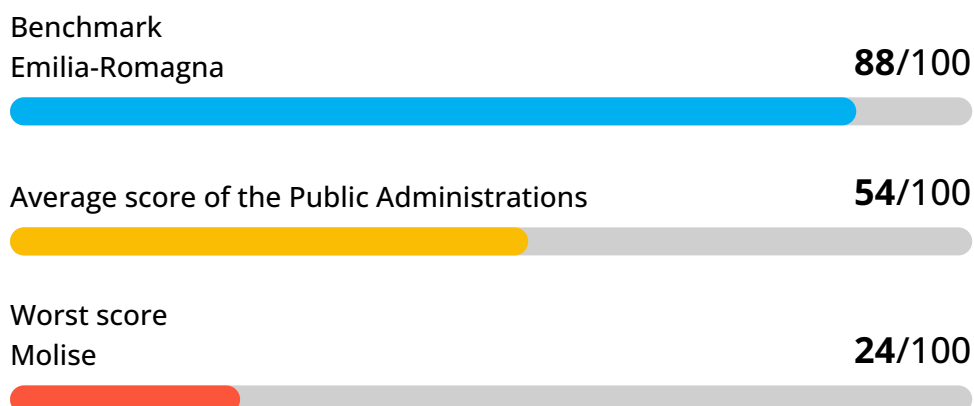
50

out of 100

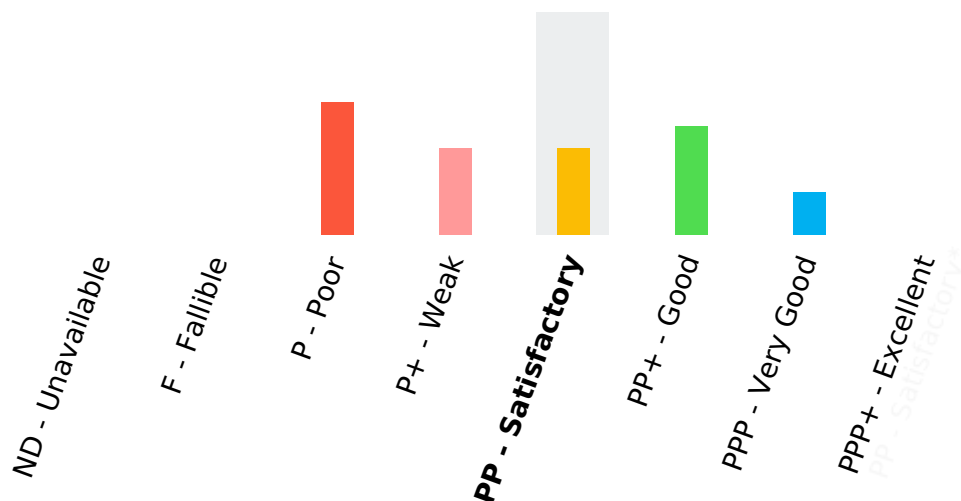
Chronological trend



Benchmark score



Distribution of Public Administrations with respect to the rating class



Strengths




- Integrated home care services
- Accredited private health care centers













Weaknesses

- Landline high-speed internet access covering
- Hospital emigration
- FOIA register: accepted requests

INDICATORS OF THE MACRO-INDICATOR PUBLIC SERVICES AND RELATIONS WITH CITIZENS

Indicator name	Unit of measure	Value	Scoring criteria	Score	Trend	Evaluation of the indicator
Efficiency indicator - reporting (multivariable)	code	1.0	High score for high values	5		Medium
Efficiency indicator - timing supervision (multivariable)	code	1.0	High score for high values	5		Medium
Online services	value	83.2	High score for high values	5		Medium
Landline high-speed internet access covering	%	12.6	High score for high values	1		Basso
Hospital emigration	%	24.7	High score for low values	1		Basso
Beds in nursing homes (BES)	‰	71.8	High score for high values	4		Medium
Integrated home care services	%	4.1	High score for high values	8		Alto

Indicator name	Unit of measure	Value	Scoring criteria	Score	Trend	Evaluation of the indicator
Accredited private health care centers	value	1.61	High score for low values	8		 Alto
Territorial pharmaceutical expenditure per capita	€ p.c.	139.1	High score for low values	4		 Medium
Planning of renewal of disused public RE properties	value	1.5	High score for high values	3		 Medium
Citizens involvement	value	3.9	High score for high values	3		 Medium
FOIA register: accepted requests	%	78.0	High score for high values	1		 Medium
FOIA register: average time of reply to requests	days	18.7	High score for low values	2		 Medium

5 Public tenders and relations with suppliers

P - Poor

Rating

26

out of 100

Chronological trend



Benchmark score

Benchmark

Liguria

84/100



Average score of the Public Administrations

44/100



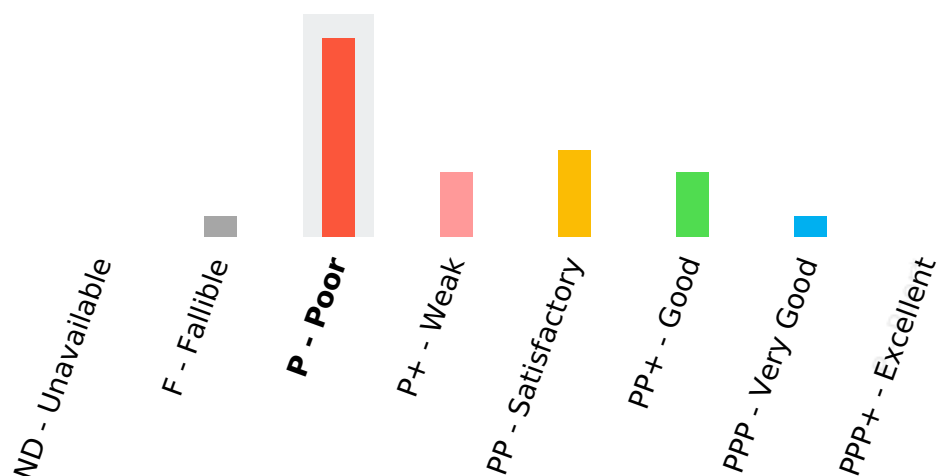
Worst score

Abruzzo

17/100



Distribution of Public Administrations with respect to the rating class







Strengths



Weaknesses

● Timeliness of payments indicator

INDICATORS OF THE MACRO-INDICATOR PUBLIC TENDERS AND RELATIONS WITH SUPPLIERS

Indicator name	Unit of measure	Value	Scoring criteria	Score	Trend	Evaluation of the indicator
Recurring contractors in direct procurements	%	8.54	High score for low values	8		■ ■ Medium
Direct procurements on global public tenders - number	%	11.18	High score for low values	8		■ ■ Medium
Direct procurements on global public tenders - amount	%	0.38	High score for low values	8		■ ■ Medium
Timeliness of payments indicator	average days	75.0	High score for low values	2		■ Basso
Per capita debt amount vs suppliers	€		High score for low values	0		N.D.
Number of corporate creditors per 10k citizens	value		High score for low values	0		N.D.
Settlement of commercial debts incurred during the fiscal year	%		High score for high values	0		N.D.

6 Environment

PP+ - Good

Rating

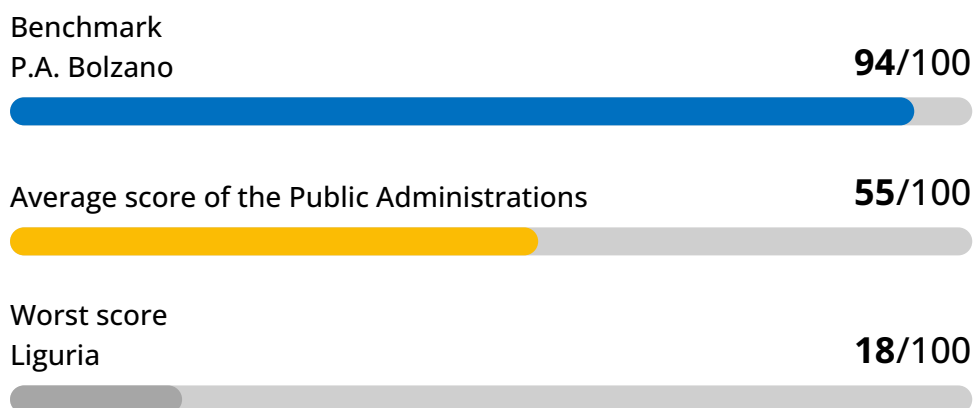
76

out of 100

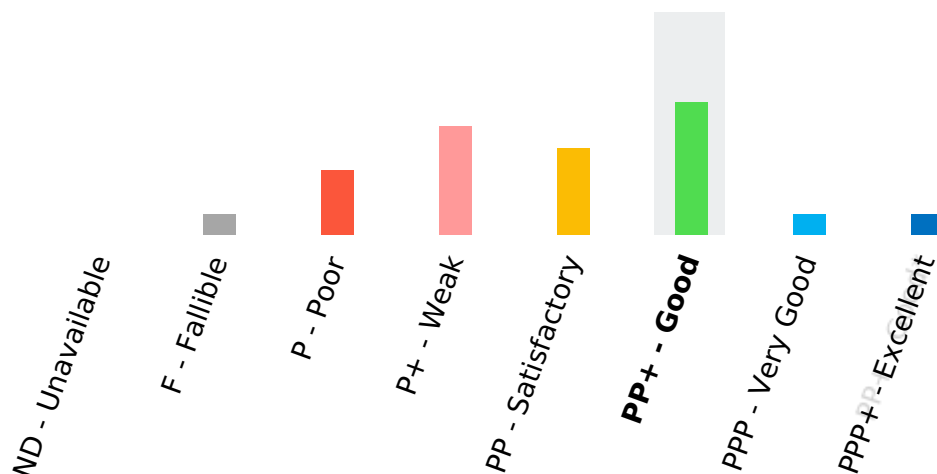
Chronological trend



Benchmark score



Distribution of Public Administrations with respect to the rating class



Strengths










Weaknesses

- Air quality - PM 2.5
- Land consumption
- Soil waterproofing due to artificial covering
- Population exposed to flood risk
- Renewable energy

- Population exposed to landslide risk

INDICATORS OF THE MACRO-INDICATOR ENVIRONMENT

Indicator name	Unit of measure	Value	Scoring criteria	Score	Trend	Evaluation of the indicator
Air quality - PM 2.5	%	60.0	High score for low values	12		■■■ Alto
Land consumption	%	3.2	High score for low values	12		■■■ Alto
Contaminated sites	thousandths	4.0	High score for low values	6		■■ Medium
Urban waste disposal into dump	%	26.0	High score for low values	7		■■ Medium
Soil waterproofing due to artificial covering	%	3.2	High score for low values	12		■■■ Alto
Population exposed to landslide risk	%	5.8	High score for low values	1		■ Basso
Population exposed to flood risk	%	0.7	High score for low values	12		■■■ Alto

Indicator name	Unit of measure	Value	Scoring criteria	Score	Trend	Evaluation of the indicator
Renewable energy	%	96.3	High score for high values	14		 Alto