

ADMINISTRATIVE CAPACITY INDEX

Regions 2023

Lombardia



SYNTHETIC INDEX OF PUBLIC ADMINISTRATIVE CAPACITY

PP - Satisfactory

Rating

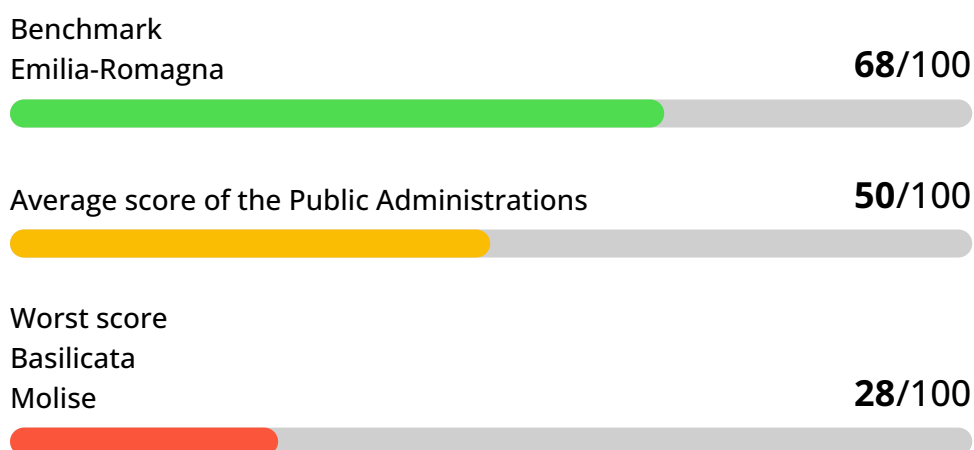
58

out of 100

Chronological trend



Benchmark score



Distribution of Public Administrations with respect to the rating class

Administrative capacity: summary of the 6 macro-indicators

Series 3 Series 2 Series 1

50

0

1 Financial situation

PP+ - Good

Rating

68

out of 100

Chronological trend



Benchmark score

Benchmark
Emilia-Romagna **79/100**



Average score of the Public Administrations **49/100**



Worst score
Sicilia
Molise **6/100**



Distribution of Public Administrations with respect to the rating class



Strengths








- Financial autonomy
- Financial pressure per capita
- Spending rigidity
- Per capita debt from financing
- New liabilities generated in the current period on the current accumulated liabilities
- Capital account expenditure financed by loans and bonds
- Deficit/surplus on health expenditure per capita








Weaknesses

- Collection capacity
- Coverage of current expenditure and loan repayments through current revenues
- EU funds management - effected payments

INDICATORS OF THE MACRO-INDICATOR FINANCIAL SITUATION

Indicator name	Unit of measure	Value	Scoring criteria	Score	Evaluation of the indicator
Financial autonomy	%	90.5107	High score for high values	8	 High
Financial pressure per capita	€ p.c.	2,448.1414	High score for low values	8	 High
Collection capacity	%	75.0889	High score for high values	1	 Low
Spending capacity	%	78.7859	High score for high values	5	 Medium
Spending rigidity	%	0.9151	High score for low values	8	 High
Per capita debt from financing	€ p.c.	170.3592	High score for low values	8	 High
Off-budget debts recognized and financed	%	0.01	High score for low values	4	 Medium

Indicator name	Unit of measure	Value	Scoring criteria	Score	Evaluation of the indicator
Coverage of current expenditure and loan repayments through current revenues	%	102.1297	High score for high values	1	 Low
New liabilities generated in the current period on the current accumulated liabilities	%	41.1301	High score for low values	8	 High
Capital account expenditure financed by loans and bonds	%	0.0	High score for low values	8	 High
Deficit/surplus on health expenditure per capita	€ p.c.	0.0298	High score for high values	8	 High
EU funds management - effected payments	%	59.0	High score for high values	1	 Low

2 Governance

PP - Satisfactory

Rating

52

out of 100

Chronological trend



Benchmark score

Benchmark
Emilia-Romagna 65/100



Average score of the Public Administrations 43/100



Worst score
Molise 21/100



Distribution of Public Administrations with respect to the rating class



Strengths










- E- Government
- Public Real Estate properties - management
- Average completion time for public works
- Compliance with public works supervision




Weaknesses

- Degree of digitalization
- Working from home (WFH)

INDICATORS OF THE MACRO-INDICATOR GOVERNANCE

Indicator name	Unit of measure	Value	Scoring criteria	Score	Evaluation of the indicator
E- Government	absolute value	112.0	High score for high values	8	 High
Degree of digitalization	absolute value	0.315	High score for high values	1	 Low
Performance	absolute value	11.0	High score for high values	4	 Medium
Working from home (WFH)	absolute value	100.0	High score for high values	1	 Low
Public Real Estate properties - report	absolute value	110.0	High score for high values	4	 Medium
Public Real Estate properties - management	€ p.c.	0.0987	High score for high values	8	 High
Subsidiary companies	absolute value	75.0	High score for high values	4	 Medium
Anti-corruption measures undertaken	absolute value	8.8	High score for high values	5	 Medium
Service outsourcing	%	2.9	High score for low values	5	 Medium
Efficiency indicator - reporting	absolute value	n.d.	High score for high values	0	N.A.
Efficiency indicator - timing supervision	absolute value	n.d.	High score for high values	0	N.A.
Average completion time for public works	mean value	0.8409	High score for low values	4	 High

Indicator name	Unit of measure	Value	Scoring criteria	Score	Evaluation of the indicator
Compliance with public works supervision	%	63.0	High score for high values	8	 High

3 Personnel management

PP - Satisfactory

Rating

58

out of 100

Chronological trend



Benchmark score



Distribution of Public Administrations with respect to the rating class



Strengths

- Per capita personnel expenditure
- Personnel with a permanent contract per 1,000 inhabitants
- Personnel with fixed-term contract on total personnel



Weaknesses

- Average days of absence (except holidays and training)
- Total managers on total personnel

INDICATORS OF THE MACRO-INDICATOR PERSONNEL MANAGEMENT

Indicator name	Unit of measure	Value	Scoring criteria	Score	Evaluation of the indicator
Per capita personnel expenditure	€ p.c.	15.9801	High score for low values	10	High
Personnel with a permanent contract per 1,000 inhabitants	val./1.000 ab.	0.3068	High score for low values	10	High
Personnel with fixed-term contract on total personnel	%	0.2796	High score for low values	10	High
Average age	years	52.5752	High score for low values	5	Medium
Personnel with a degree on total personnel	%	46.3151	High score for high values	4	Medium
Average days of absence (except holidays and training)	days per person	17.8379	High score for low values	1	Low
Average of training days	days	0.2519	High score for high values	5	Medium
Total managers on total personnel	%	5.601	High score for low values	1	Low
Women managers on total managers	%	42.1053	High score for high values	4	Medium

Indicator name	Unit of measure	Value	Scoring criteria	Score	Evaluation of the indicator
Provided bonus out of allocated ones to managers	%	87.4026	High score for low values	4	■ ■ Medium
Degree of differentiation of bonus paid to managers	variance	168.6769	High score for high values	4	■ ■ Medium

4 Public services and relations with citizens

PP - Satisfactory

Rating

55

out of 100

Chronological trend



Benchmark score

Benchmark

Toscana

74/100



Average score of the Public Administrations

51/100



Worst score

Puglia

28/100



Distribution of Public Administrations with respect to the rating class



Strengths

- Hospital migration
- Essential levels of care - prevention area
- Essential levels of care - territorial area
- Essential levels of care - hospital area



Weaknesses

- Per capita expenditure on transport and right to mobility
- Per capita expenditure on economic development and competitiveness
- Per capita expenditure on labour policies and vocational education
- Per capita territorial pharmaceutical expenditure

INDICATORS OF THE MACRO-INDICATOR PUBLIC SERVICES AND RELATIONS WITH CITIZENS

Indicator name	Unit of measure	Value	Scoring criteria	Score	Evaluation of the indicator
Landline high-speed internet access covering	%	45.1	High score for high values	4	■ ■ Medium
Per capita expenditure on transport and right to mobility	€ p.c.	146.9304	High score for high values	1	■ Low
Per capita expenditure on economic development and competitiveness	€ p.c.	4.6108	High score for high values	1	■ Low
Per capita expenditure on labour policies and vocational education	€ p.c.	18.0858	High score for high values	1	■ Low
Hospital migration	%	4.9	High score for low values	8	■ ■ ■ High
Beds in residential healthcare facilities per 10k inhabitants	val./10.000 ab.	84.8	High score for high values	3	■ ■ Medium
Integrated Home Care services	%	2.8	High score for high values	4	■ ■ Medium
Accredited private healthcare facilities per 10k inhabitants	val./10.000 ab.	2.4429	High score for low values	4	■ ■ Medium
Per capita territorial pharmaceutical expenditure	€ p.c.	12.4	High score for low values	1	■ Low

Indicator name	Unit of measure	Value	Scoring criteria	Score	Evaluation of the indicator
Essential levels of care - prevention area	absolute value	86.836	High score for high values	8	High
Essential levels of care - territorial area	absolute value	93.0872	High score for high values	8	High
Essential levels of care - hospital area	absolute value	85.3349	High score for high values	8	High
Services guaranteed in time (priority class B)	absolute value	92.8792	High score for high values	4	Medium

5 Public tenders and relations with suppliers

PP+ - Good

Rating

73

out of 100

Chronological trend



Benchmark score

Benchmark

Liguria

100/100



Average score of the Public Administrations

60/100



Worst score

Basilicata

18/100



Distribution of Public Administrations with respect to the rating class



Strengths






- Timeliness of payments indicator
- Per capita total amount of debts with suppliers
- Number of corporate creditor per 10k inhabitants



Weaknesses

- Direct procurements on global public tenders - amount

INDICATORS OF THE MACRO-INDICATOR PUBLIC TENDERS AND RELATIONS WITH SUPPLIERS

Indicator name	Unit of measure	Value	Scoring criteria	Score	Evaluation of the indicator
Direct procurements on global public tenders - number	%	80.0	High score for low values	4	 Medium
Direct procurements on global public tenders - amount	%	93.007	High score for low values	1	 Low
Timeliness of payments indicator	days	-15.94	High score for low values	20	 High
Per capita total amount of debts with suppliers	€ p.c.	0.0005	High score for low values	16	 High
Number of corporate creditor per 10k inhabitants	val./10.000 ab.	0.001	High score for low values	16	 High
Settlement of commercial debts incurred during the fiscal year	%	75.72	High score for high values	8	 Medium
Settlement of commercial debts incurred during previous years	%	53.32	High score for high values	8	 Medium

6 Environment

P - Poor

Rating

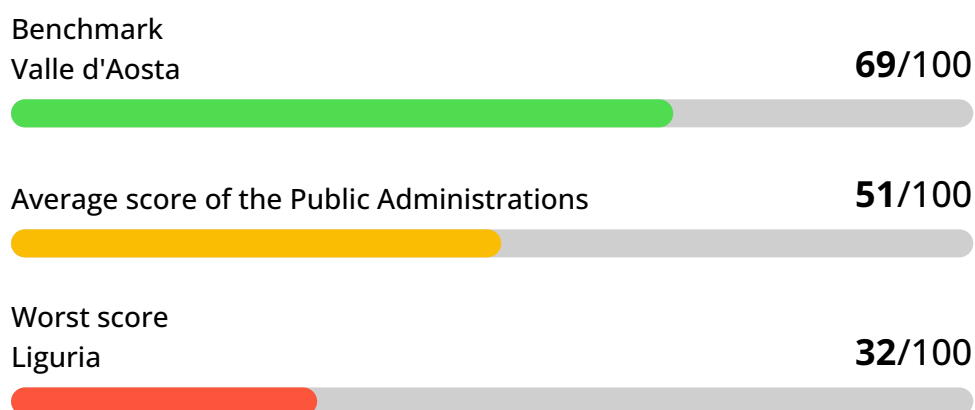
38

out of 100

Chronological trend



Benchmark score



Distribution of Public Administrations with respect to the rating class



Strengths










- Urban waste disposal at landfill
- Population exposed to landslide risk
- Population exposed to flood risk



Weaknesses

- Air quality - PM 2.5
- Land consumption
- Contaminated sites
- Soil waterproofing due to artificial covering
- Electricity consumption covered by renewable sources
- Per capita expenditure on sustainable development and environmental protection

INDICATORS OF THE MACRO-INDICATOR ENVIRONMENT

Indicator name	Unit of measure	Value	Scoring criteria	Score	Evaluation of the indicator
Air quality - PM 2.5	%	97.1	High score for low values	1	 Low
Land consumption	%	12.12	High score for low values	1	 Low
Contaminated sites	‰ inhabitants	8.2	High score for low values	1	 Low
Urban waste disposal at landfill	%	3.6	High score for low values	10	 High
Soil waterproofing due to artificial covering	%	12.4	High score for low values	1	 Low
Electricity consumption covered by renewable sources	%	24.4	High score for high values	1	 Low
Population exposed to landslide risk	%	0.5	High score for low values	12	 High
Population exposed to flood risk	%	4.4	High score for low values	10	 High
Per capita expenditure on sustainable development and environmental protection	€ p.c.	7.178	High score for high values	1	 Low