


ADMINISTRATIVE CAPACITY INDEX

Regions
data collection 2021

Emilia-Romagna

 Population
4,464,119



SYNTHETIC INDEX OF PUBLIC ADMINISTRATIVE CAPACITY

PP+ - Good

Rating

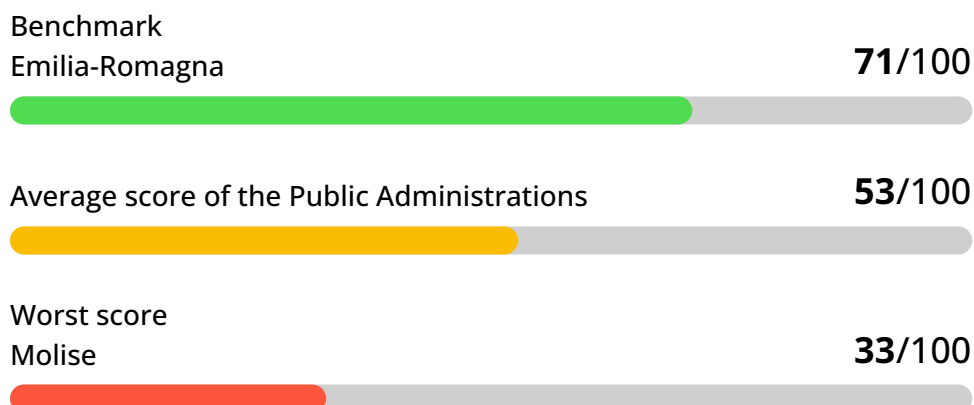
71

out of 100

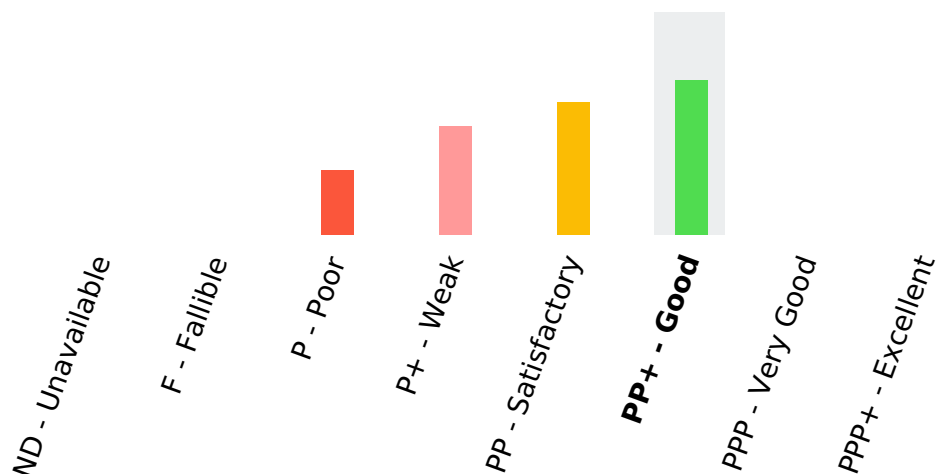
Chronological trend



Benchmark score

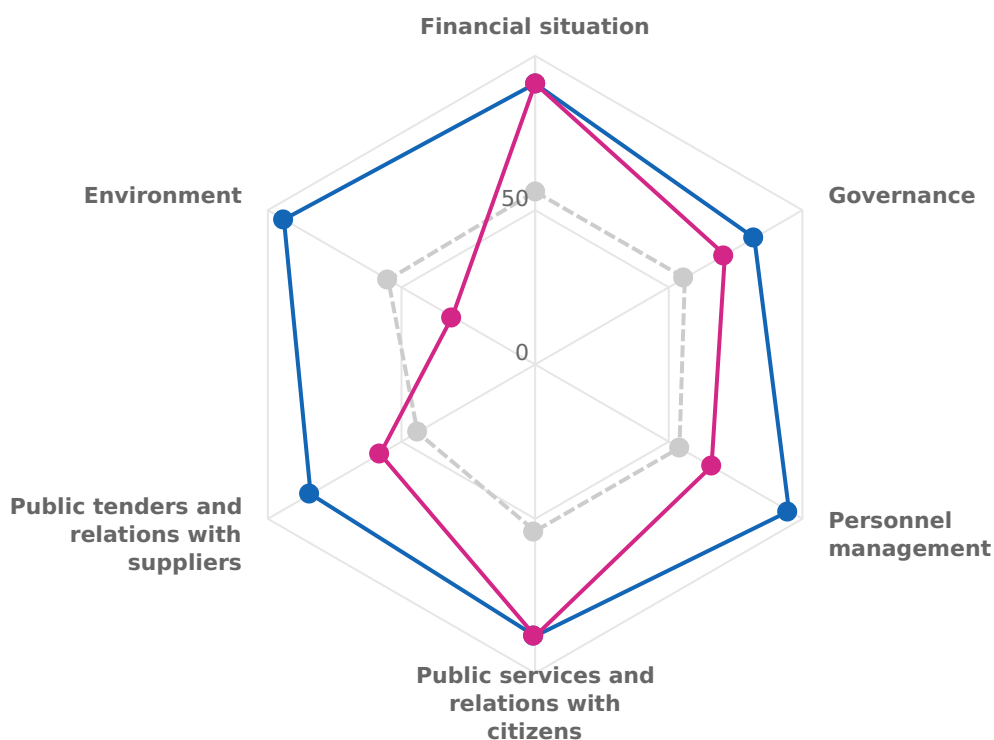


Distribution of Public Administrations with respect to the rating class



Administrative capacity: summary of the 6 macro-indicators

- Score of the Public Administration
- Benchmark Public Administration for each macro-area
- Average score of Public Administrations assessed



1 Financial situation

PPP+ - Excellent

Rating

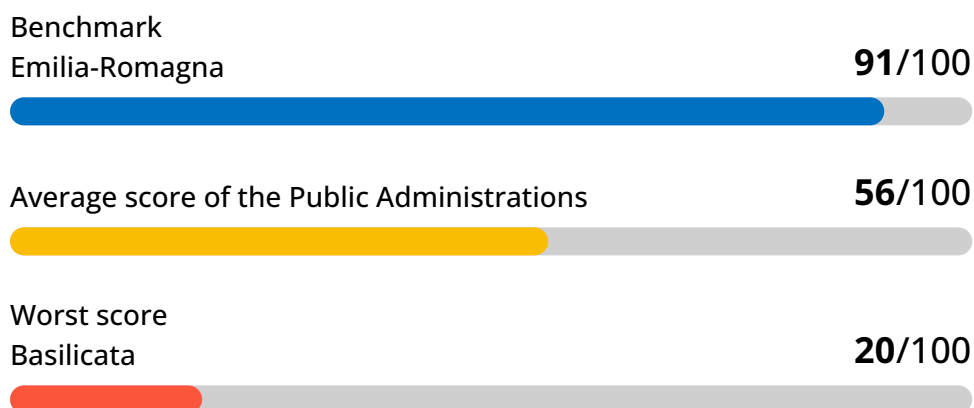
91

out of 100

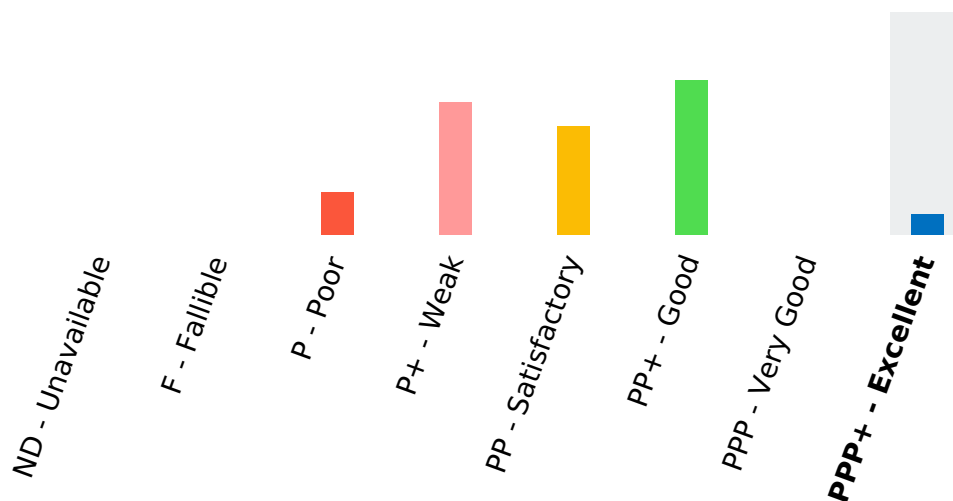
Chronological trend



Benchmark score



Distribution of Public Administrations with respect to the rating class

















Strengths







Weaknesses

- Financial autonomy
- Spending capacity
- Spending rigidity
- Coverage of current expenditure and loan repayments through current revenues
- New liabilities generated in the current period on the accumulated current liabilities
- Capital account expenditure financed by loans and bonds
- Debt per capita
- Deficit/surplus on health expenditure per capita
- EU funds management - effected payments

INDICATORS OF THE MACRO-INDICATOR FINANCIAL SITUATION

Indicator name	Unit of measure	Value	Scoring criteria	Score	Trend	Evaluation of the indicator
Financial autonomy	%	92.79	High score for high values	8		 Alto
Financial pressure per capita	€ p.c.	2,322.25	High score for low values	4		 Medium
Collection capacity	%	88.85	High score for high values	5		 Medium
Spending capacity	%	93.05	High score for high values	10		 Alto
Spending rigidity	%	2.16	High score for low values	10		 Alto
Coverage of current expenditure and loan repayments through current revenues	%	96.37	High score for high values	8		 Alto
New liabilities generated in the current period on the accumulated current liabilities	%	47.76	High score for low values	8		 Alto

Indicator name	Unit of measure	Value	Scoring criteria	Score	Trend	Evaluation of the indicator
Capital account expenditure financed by loans and bonds	%	0.0	High score for low values	8		Alto
Debt per capita	€ p.c.	839.1	High score for low values	10		Alto
Deficit/surplus on health expenditure per capita	€ p.c.	20.81	High score for high values	10		Alto
EU funds management - effected payments	%	55.0	High score for high values	10		Alto

2 Governance

PP+ - Good

Rating

71

out of 100

Chronological trend



Benchmark score

Benchmark

Friuli-Venezia Giulia

Piemonte

82/100



Average score of the Public Administrations

56/100



Worst score

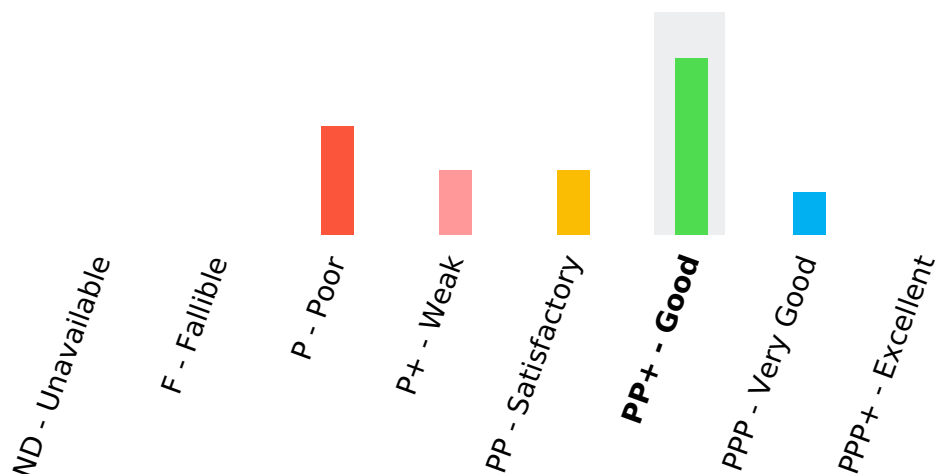
Molise

Sardegna

30/100



Distribution of Public Administrations with respect to the rating class



Strengths












Weaknesses

- E- Government
- Target achievement
- Smart Working
- Public works incompleted
- Anti-corruption measures undertaken
- Court of Auditors - update

- Public Real Estate properties - management
- Subsidiary companies

INDICATORS OF THE MACRO-INDICATOR GOVERNANCE

Indicator name	Unit of measure	Value	Scoring criteria	Score	Trend	Evaluation of the indicator
Open data availability	value	750.0	High score for high values	4		Medium
E- Government	value	16.0	High score for high values	10		Alto
Degree of digitization	value	0.6	High score for high values	5		Medium
Target achievement	value	110.5	High score for high values	12		Alto
Smart Working	value	11.0	High score for high values	8		Alto
Public works incompleted	%	1.7	High score for low values	8		Alto
Public Real Estate properties - wide report	value	1,010.0	High score for high values	4		Medium
Public Real Estate properties - management	€ p.c.	-2.49	High score for high values	1		Basso
Subsidiary companies	%	53.33	High score for high values	1		Basso

Indicator name	Unit of measure	Value	Scoring criteria	Score	Trend	Evaluation of the indicator
Anti-corruption measures undertaken	value	14.4	High score for high values	10		 Alto
Court of Auditors - update	value	2.0	High score for low values	8		 Alto

3 Personnel management

PP+ - Good

Rating

66

out of 100

Chronological trend



Benchmark score

Benchmark
Lombardia

95/100



Average score of the Public Administrations

54/100

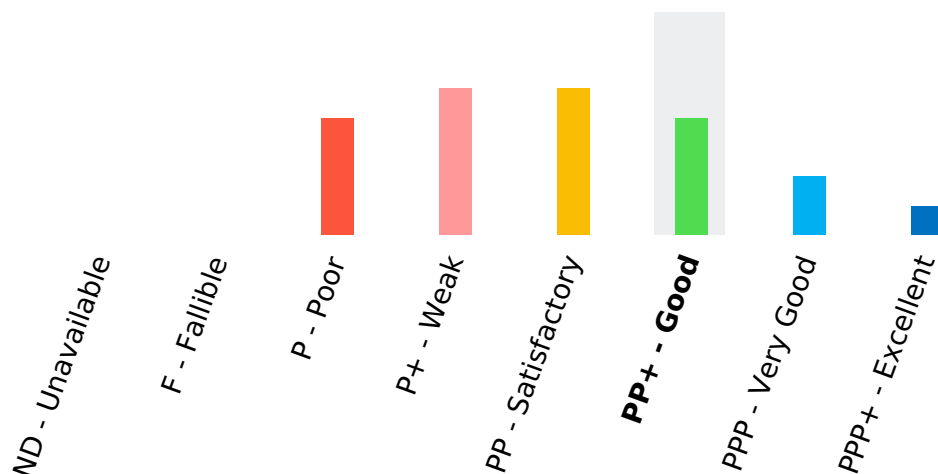


Worst score
Molise

23/100



Distribution of Public Administrations with respect to the rating class



Strengths














- Per capita personnel expenditure
- Personnel expenditure on current expenditure
- Personnel with a degree on total personnel
- Managers on population





Weaknesses

- Provided bonus out of allocated ones to managers

INDICATORS OF THE MACRO-INDICATOR PERSONNEL MANAGEMENT

Indicator name	Unit of measure	Value	Scoring criteria	Score	Trend	Evaluation of the indicator
Per capita personnel expenditure	€ p.c.	39.31	High score for low values	10		 Alto
Personnel expenditure on current expenditure	%	1.64	High score for low values	10		 Alto
Expenditure for external advisory on personnel expenditure	%	0.34	High score for low values	5		 Medium
Personnel with fixed-term contract on total personnel	%	3.63	High score for low values	5		 Medium
Average age	years old	53.43	High score for low values	5		 Medium
Personnel with a degree on total personnel	%	57.04	High score for high values	10		 Alto
Average days of absence (sick leave)	average days	7.45	High score for low values	5		 Medium

Indicator name	Unit of measure	Value	Scoring criteria	Score	Trend	Evaluation of the indicator
Managers on population	‰	0.23	High score for low values	10		Alto
Provided bonus out of allocated ones to managers	%	100.0	High score for low values	1		Basso
Degree of differentiation of bonus paid to managers	value	86.02	High score for high values	5		Medium

4 Public services and relations with citizens

PPP - Very Good

Rating

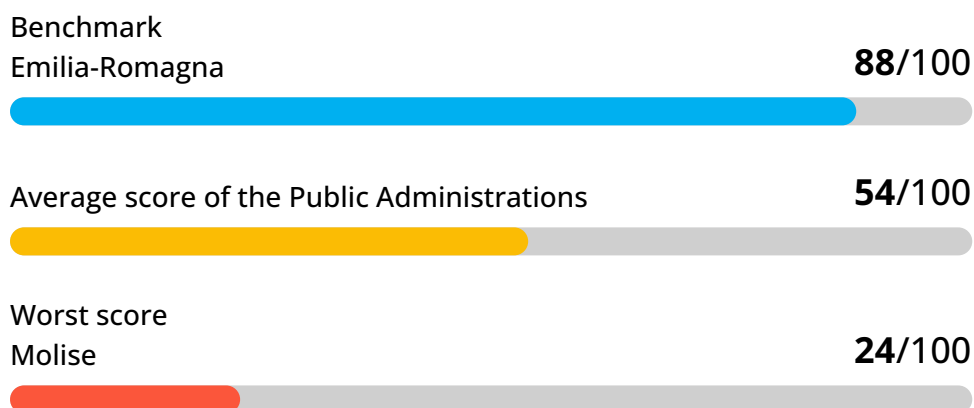
88

out of 100

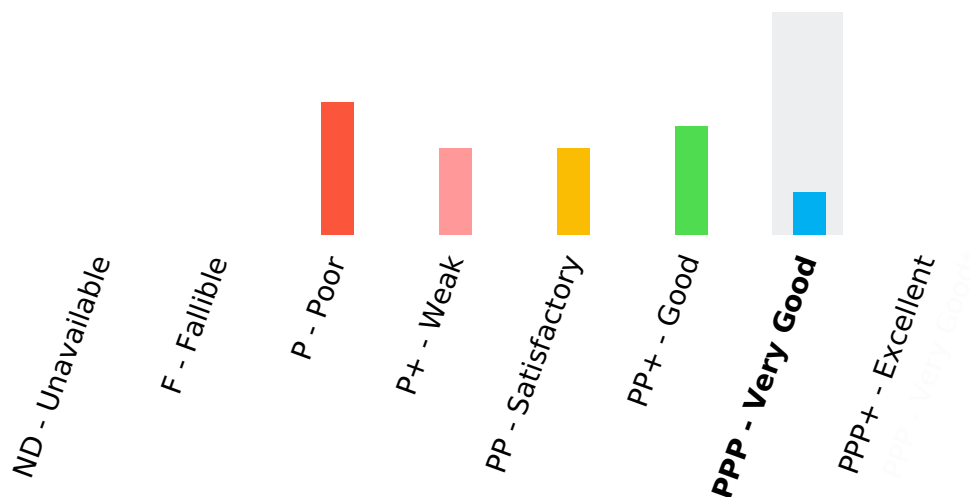
Chronological trend



Benchmark score



Distribution of Public Administrations with respect to the rating class



Strengths



















Weaknesses

- Efficiency indicator - reporting (multivariable)
- Efficiency indicator - timing supervision (multivariable)
- Online services
- Landline high-speed internet access covering
- Hospital emigration
- Beds in nursing homes (BES)
- Integrated home care services
- Territorial pharmaceutical expenditure per capita
- Planning of renewal of disused public RE properties
- Citizens involvement

- Accredited private health care centers
- FOIA register: average time of reply to requests

INDICATORS OF THE MACRO-INDICATOR PUBLIC SERVICES AND RELATIONS WITH CITIZENS

Indicator name	Unit of measure	Value	Scoring criteria	Score	Trend	Evaluation of the indicator
Efficiency indicator - reporting (multivariable)	code	2.0	High score for high values	10		■■■ Alto
Efficiency indicator - timing supervision (multivariable)	code	2.0	High score for high values	10		■■■ Alto
Online services	value	71.5	High score for high values	10		■■■ Alto
Landline high-speed internet access covering	%	30.2	High score for high values	10		■■■ Alto
Hospital emigration	%	5.7	High score for low values	8		■■■ Alto
Beds in nursing homes (BES)	‰	104.4	High score for high values	8		■■■ Alto
Integrated home care services	%	3.5	High score for high values	8		■■■ Alto

Indicator name	Unit of measure	Value	Scoring criteria	Score	Trend	Evaluation of the indicator
Accredited private health care centers	value	3.35	High score for low values	1		 Basso
Territorial pharmaceutical expenditure per capita	€ p.c.	106.4	High score for low values	8		 Alto
Planning of renewal of disused public RE properties	value	3.0	High score for high values	6		 Alto
Citizens involvement	value	12.0	High score for high values	6		 Alto
FOIA register: accepted requests	%	94.0	High score for high values	2		 Medium
FOIA register: average time of reply to requests	days	28.5	High score for low values	1		 Medium

5 Public tenders and relations with suppliers

PP - Satisfactory

Rating

58

out of 100

Chronological trend



Benchmark score

Benchmark

Liguria

84/100



Average score of the Public Administrations

44/100



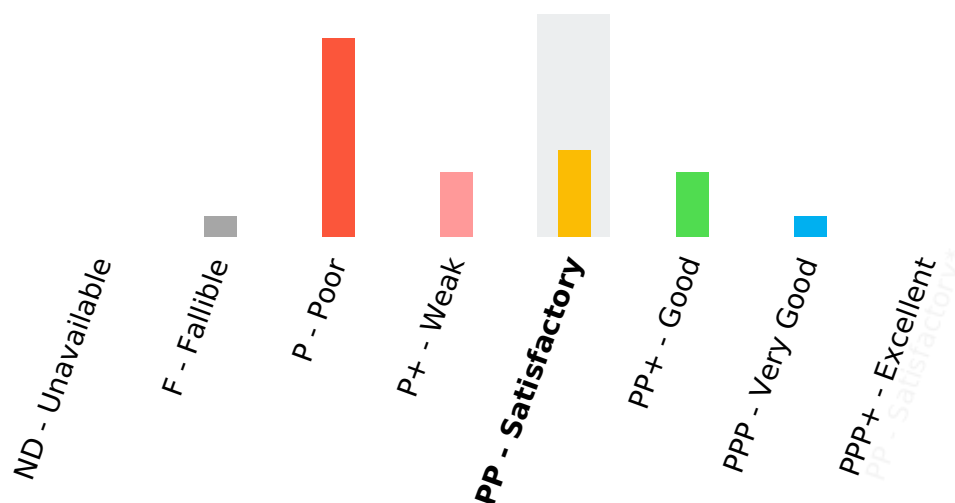
Worst score

Abruzzo

17/100



Distribution of Public Administrations with respect to the rating class



Strengths














Weaknesses

- Timeliness of payments indicator
- Per capita debt amount vs suppliers
- Number of corporate creditors per 10k citizens
- Settlement of commercial debts incurred during the fiscal year

- Recurring contractors in direct procurements
- Direct procurements on global public tenders - number
- Direct procurements on global public tenders - amount

INDICATORS OF THE MACRO-INDICATOR PUBLIC TENDERS AND RELATIONS WITH SUPPLIERS

Indicator name	Unit of measure	Value	Scoring criteria	Score	Trend	Evaluation of the indicator
Recurring contractors in direct procurements	%	47.14	High score for low values	2		 Basso
Direct procurements on global public tenders - number	%	83.59	High score for low values	2		 Basso
Direct procurements on global public tenders - amount	%	40.16	High score for low values	2		 Basso
Timeliness of payments indicator	average days	- 17.92	High score for low values	16		 Alto
Per capita debt amount vs suppliers	€	0.01	High score for low values	16		 Alto
Number of corporate creditors per 10k citizens	value	0.0	High score for low values	10		 Alto
Settlement of commercial debts incurred during the fiscal year	%	82.64	High score for high values	10		 Alto

6 Environment

P - Poor

Rating

31

out of 100

Chronological trend



Benchmark score

Benchmark
P.A. Bolzano 94/100



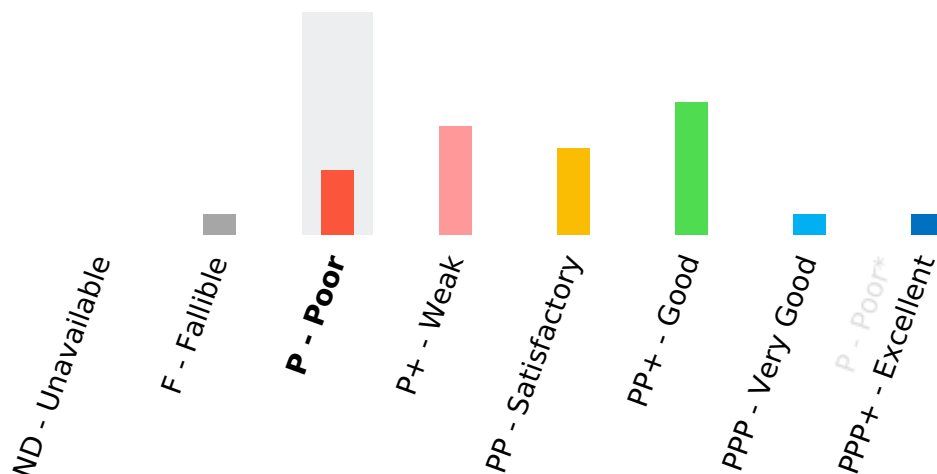
Average score of the Public Administrations 55/100



Worst score
Liguria 18/100



Distribution of Public Administrations with respect to the rating class



Strengths
















Weaknesses

- Urban waste disposal into dump

- Air quality - PM 2.5
- Land consumption
- Soil waterproofing due to artificial covering
- Population exposed to flood risk
- Renewable energy

INDICATORS OF THE MACRO-INDICATOR ENVIRONMENT

Indicator name	Unit of measure	Value	Scoring criteria	Score	Trend	Evaluation of the indicator
Air quality - PM 2.5	%	89.4	High score for low values	1		 Basso
Land consumption	%	8.9	High score for low values	1		 Basso
Contaminated sites	thousandths	1.6	High score for low values	6		 Medium
Urban waste disposal into dump	%	9.4	High score for low values	14		 Alto
Soil waterproofing due to artificial covering	%	8.9	High score for low values	1		 Basso
Population exposed to landslide risk	%	2.2	High score for low values	6		 Medium
Population exposed to flood risk	%	63.7	High score for low values	1		 Basso

Indicator name	Unit of measure	Value	Scoring criteria	Score	Trend	Evaluation of the indicator
Renewable energy	%	19.7	High score for high values	1		 Basso