


## ADMINISTRATIVE CAPACITY INDEX

**Regions**  
**data collection 2021**

# Friuli-Venezia Giulia

 Population  
1,206,216



## SYNTHETIC INDEX OF PUBLIC ADMINISTRATIVE CAPACITY

PP+ - Good

Rating

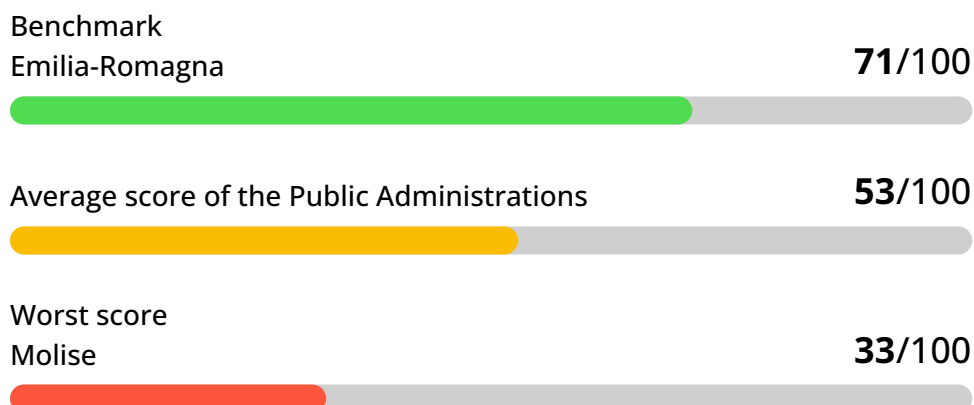
69

out of 100

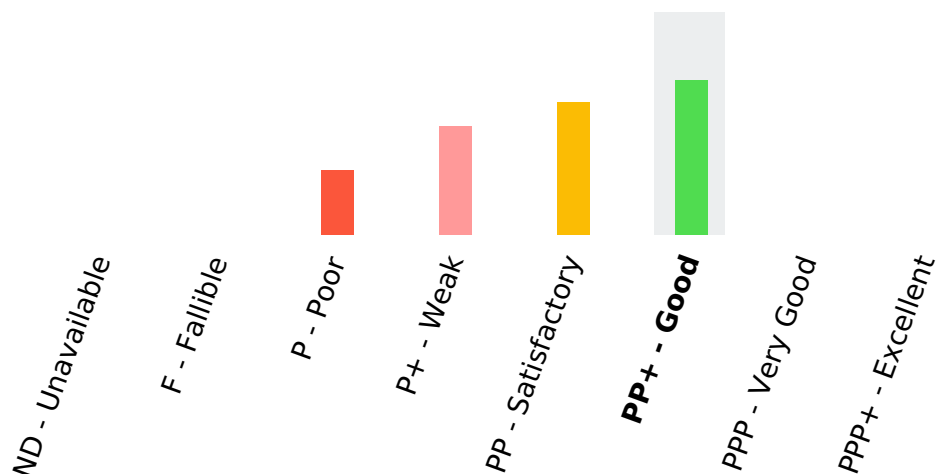
Chronological trend



### Benchmark score

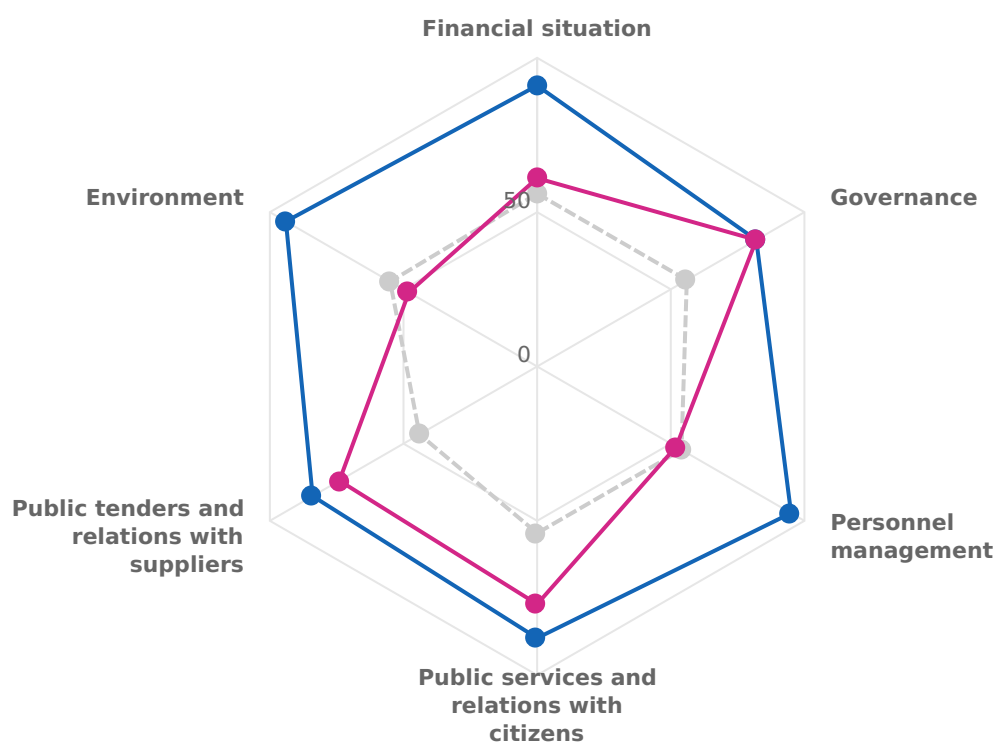


## Distribution of Public Administrations with respect to the rating class



## Administrative capacity: summary of the 6 macro-indicators

- Score of the Public Administration
- Benchmark Public Administration for each macro-area
- Average score of Public Administrations assessed



## 1 Financial situation

PP+ - Good

Rating

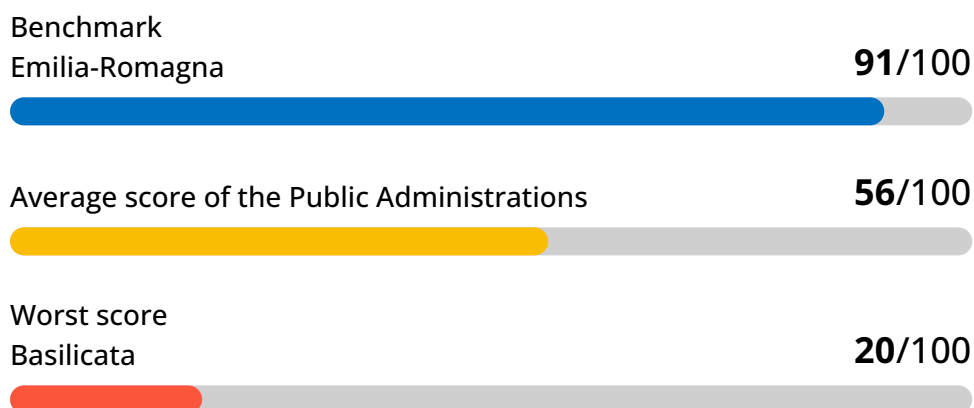
61

out of 100

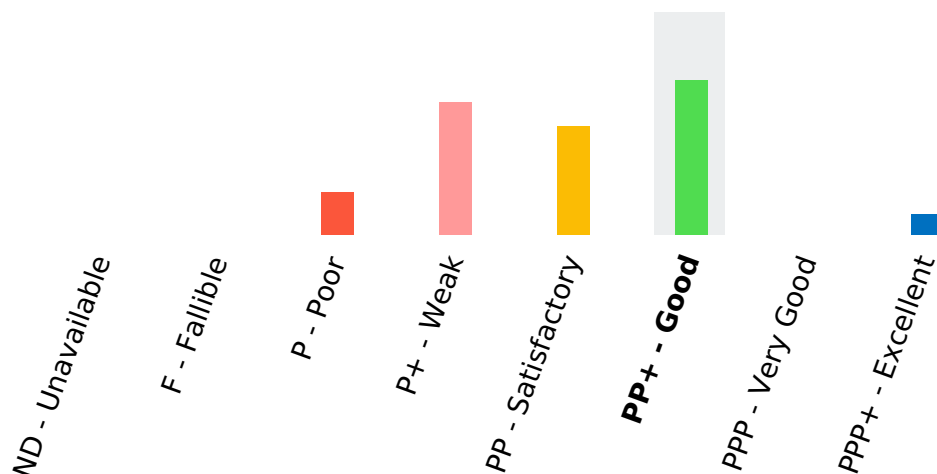
Chronological trend



### Benchmark score



## Distribution of Public Administrations with respect to the rating class



### Strengths















- Financial autonomy
- Collection capacity
- Spending capacity
- Debt per capita
- EU funds management - effected payments











### Weaknesses

- Financial pressure per capita
- Coverage of current expenditure and loan repayments through current revenues
- New liabilities generated in the current period on the accumulated current liabilities
- Deficit/surplus on health expenditure per capita

## INDICATORS OF THE MACRO-INDICATOR FINANCIAL SITUATION

Indicator name	Unit of measure	Value	Scoring criteria	Score	Trend	Evaluation of the indicator
Financial autonomy	%	94.63	High score for high values	8		 Alto
Financial pressure per capita	€ p.c.	5,201.31	High score for low values	1		 Basso
Collection capacity	%	96.13	High score for high values	10		 Alto
Spending capacity	%	95.37	High score for high values	10		 Alto
Spending rigidity	%	4.57	High score for low values	5		 Medium
Coverage of current expenditure and loan repayments through current revenues	%	86.24	High score for high values	1		 Basso
New liabilities generated in the current period on the accumulated current liabilities	%	69.0	High score for low values	1		 Basso

Indicator name	Unit of measure	Value	Scoring criteria	Score	Trend	Evaluation of the indicator
Capital account expenditure financed by loans and bonds	%	6.94	High score for low values	4		 Medium
Debt per capita	€ p.c.	282.47	High score for low values	10		 Alto
Deficit/surplus on health expenditure per capita	€ p.c.	-88.96	High score for high values	1		 Basso
EU funds management - effected payments	%	63.0	High score for high values	10		 Alto

## 2 Governance

PPP - Very Good

Rating

82

out of 100

Chronological trend



### Benchmark score

Benchmark

Friuli-Venezia Giulia

Piemonte

82/100



Average score of the Public Administrations

56/100



Worst score

Molise

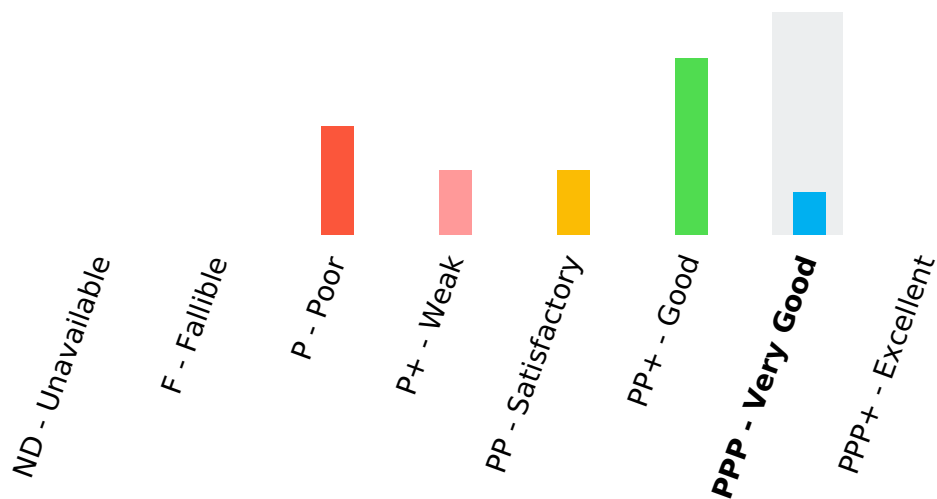
Sardegna

30/100





## Distribution of Public Administrations with respect to the rating class




















### Strengths






### Weaknesses

- Open data availability
- Degree of digitization
- Target achievement
- Public works incompleted
- Public Real Estate properties - wide report
- Anti-corruption measures undertaken
- Court of Auditors - update

## INDICATORS OF THE MACRO-INDICATOR GOVERNANCE

Indicator name	Unit of measure	Value	Scoring criteria	Score	Trend	Evaluation of the indicator
Open data availability	value	954.2	High score for high values	8		 Alto
E- Government	value	12.0	High score for high values	5		 Medium
Degree of digitization	value	2.34	High score for high values	10		 Alto
Target achievement	value	129.48	High score for high values	12		 Alto
Smart Working	value	10.0	High score for high values	4		 Medium
Public works incompleted	%	0.49	High score for low values	8		 Alto
Public Real Estate properties - wide report	value	1,111.0	High score for high values	8		 Alto
Public Real Estate properties - management	€ p.c.	-0.23	High score for high values	4		 Medium
Subsidiary companies	%	61.54	High score for high values	5		 Medium

Indicator name	Unit of measure	Value	Scoring criteria	Score	Trend	Evaluation of the indicator
Anti-corruption measures undertaken	value	14.4	High score for high values	10		 Alto
Court of Auditors - update	value	2.0	High score for low values	8		 Alto

### 3 Personnel management

PP - Satisfactory

Rating

52

out of 100

Chronological trend



#### Benchmark score

Benchmark  
Lombardia 95/100



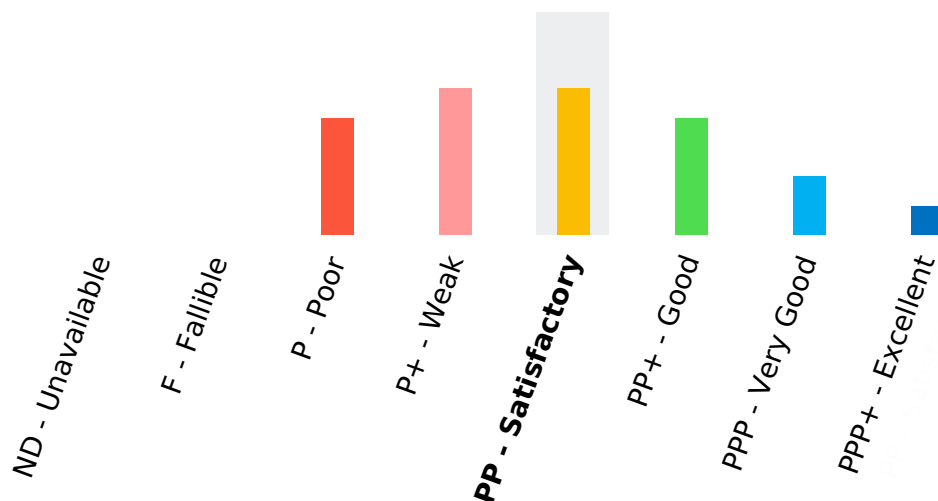
Average score of the Public Administrations 54/100



Worst score  
Molise 23/100



## Distribution of Public Administrations with respect to the rating class



### Strengths





- Average age
- Provided bonus out of allocated ones to managers



### Weaknesses

- Expenditure for external advisory on personnel expenditure
- Degree of differentiation of bonus paid to managers

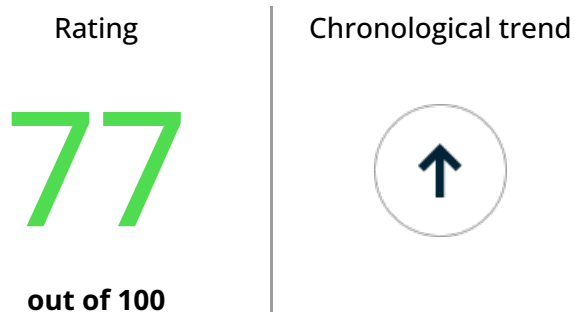
## INDICATORS OF THE MACRO-INDICATOR PERSONNEL MANAGEMENT

Indicator name	Unit of measure	Value	Scoring criteria	Score	Trend	Evaluation of the indicator
Per capita personnel expenditure	€ p.c.	163.1	High score for low values	5		■ ■ Medium
Personnel expenditure on current expenditure	%	3.51	High score for low values	5		■ ■ Medium
Expenditure for external advisory on personnel expenditure	%	0.65	High score for low values	1		■ Basso
Personnel with fixed-term contract on total personnel	%	3.1	High score for low values	5		■ ■ Medium
Average age	years old	53.1	High score for low values	10		■ ■ ■ Alto
Personnel with a degree on total personnel	%	45.19	High score for high values	5		■ ■ Medium
Average days of absence (sick leave)	average days	8.53	High score for low values	5		■ ■ Medium

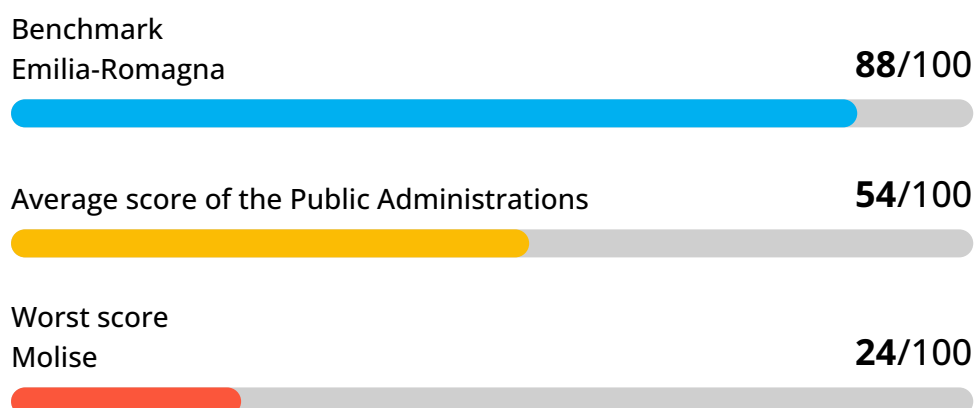
Indicator name	Unit of measure	Value	Scoring criteria	Score	Trend	Evaluation of the indicator
Managers on population	‰	0.63	High score for low values	5		■ ■ Medium
Provided bonus out of allocated ones to managers	%	88.12	High score for low values	10		■ ■ ■ Alto
Degree of differentiation of bonus paid to managers	value	8.51	High score for high values	1		■ Basso

## 4 Public services and relations with citizens

PP+ - Good

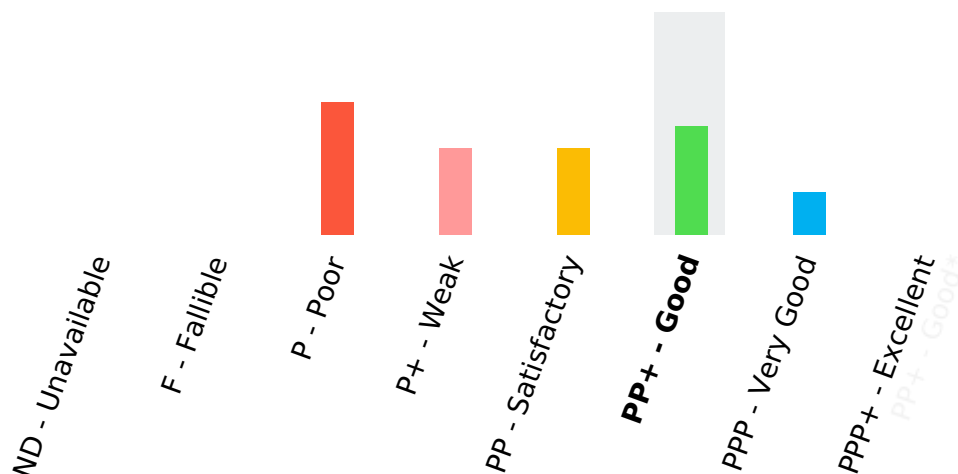


### Benchmark score





## Distribution of Public Administrations with respect to the rating class





### Strengths













### Weaknesses

- Efficiency indicator - reporting (multivariable)
- Efficiency indicator - timing supervision (multivariable)
- Hospital emigration
- Beds in nursing homes (BES)
- Accredited private health care centers
- Citizens involvement
- FOIA register: average time of reply to requests

## INDICATORS OF THE MACRO-INDICATOR PUBLIC SERVICES AND RELATIONS WITH CITIZENS

Indicator name	Unit of measure	Value	Scoring criteria	Score	Trend	Evaluation of the indicator
Efficiency indicator - reporting (multivariable)	code	2.0	High score for high values	10		■■■ Alto
Efficiency indicator - timing supervision (multivariable)	code	2.0	High score for high values	10		■■■ Alto
Online services	value	19.5	High score for high values	5		■■ Medium
Landline high-speed internet access covering	%	23.5	High score for high values	5		■■ Medium
Hospital emigration	%	7.0	High score for low values	8		■■■ Alto
Beds in nursing homes (BES)	‰	116.8	High score for high values	8		■■■ Alto
Integrated home care services	%	3.1	High score for high values	4		■■ Medium

Indicator name	Unit of measure	Value	Scoring criteria	Score	Trend	Evaluation of the indicator
Accredited private health care centers	value	1.75	High score for low values	8		 Alto
Territorial pharmaceutical expenditure per capita	€ p.c.	125.7	High score for low values	4		 Medium
Planning of renewal of disused public RE properties	value	1.5	High score for high values	3		 Medium
Citizens involvement	value	4.5	High score for high values	6		 Alto
FOIA register: accepted requests	%	94.6	High score for high values	2		 Medium
FOIA register: average time of reply to requests	days	17.24	High score for low values	4		 Alto

## 5 Public tenders and relations with suppliers

PP+ - Good

Rating

74

out of 100

Chronological trend



### Benchmark score

Benchmark

Liguria

84/100



Average score of the Public Administrations

44/100



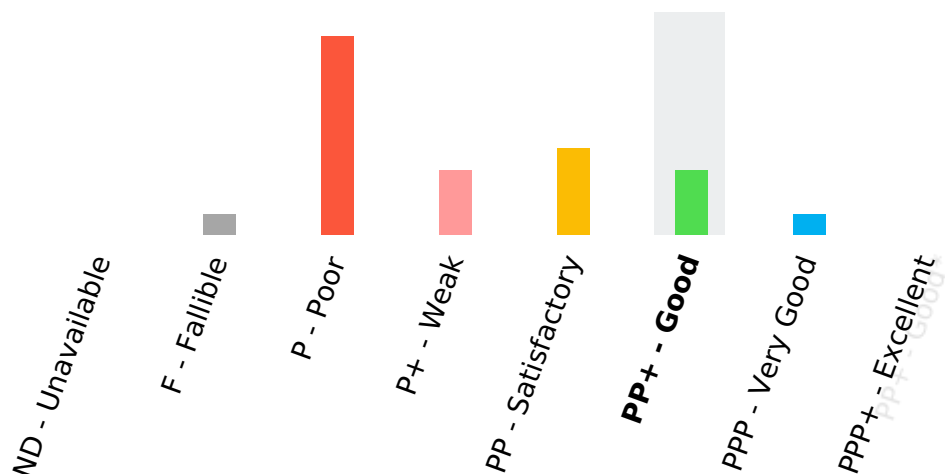
Worst score

Abruzzo

17/100



## Distribution of Public Administrations with respect to the rating class







### Strengths



### Weaknesses

- Direct procurements on global public tenders - amount
- Timeliness of payments indicator
- Per capita debt amount vs suppliers

## INDICATORS OF THE MACRO-INDICATOR PUBLIC TENDERS AND RELATIONS WITH SUPPLIERS

Indicator name	Unit of measure	Value	Scoring criteria	Score	Trend	Evaluation of the indicator
Recurring contractors in direct procurements	%	25.4	High score for low values	8		■ ■ Medium
Direct procurements on global public tenders - number	%	41.16	High score for low values	8		■ ■ Medium
Direct procurements on global public tenders - amount	%	3.06	High score for low values	16		■ ■ ■ Alto
Timeliness of payments indicator	average days	- 20.18	High score for low values	16		■ ■ ■ Alto
Per capita debt amount vs suppliers	€	1.13	High score for low values	16		■ ■ ■ Alto
Number of corporate creditors per 10k citizens	value	0.56	High score for low values	5		■ ■ Medium
Settlement of commercial debts incurred during the fiscal year	%	79.11	High score for high values	5		■ ■ Medium

## 6 Environment

P+ - Weak

Rating

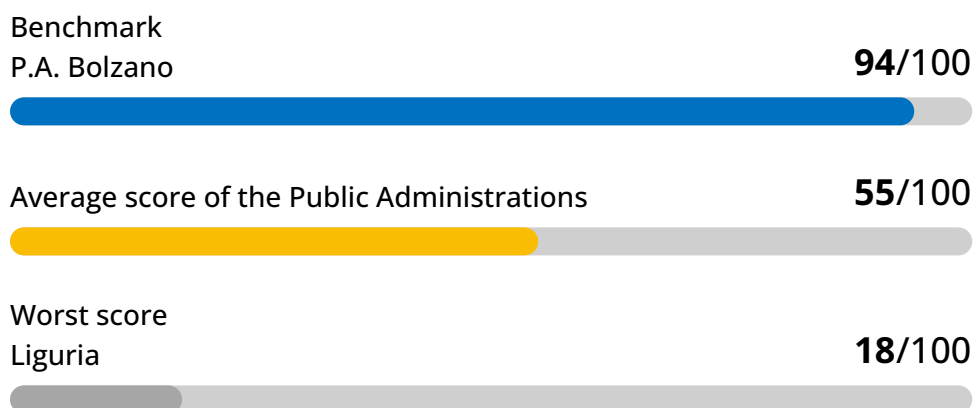
48

out of 100

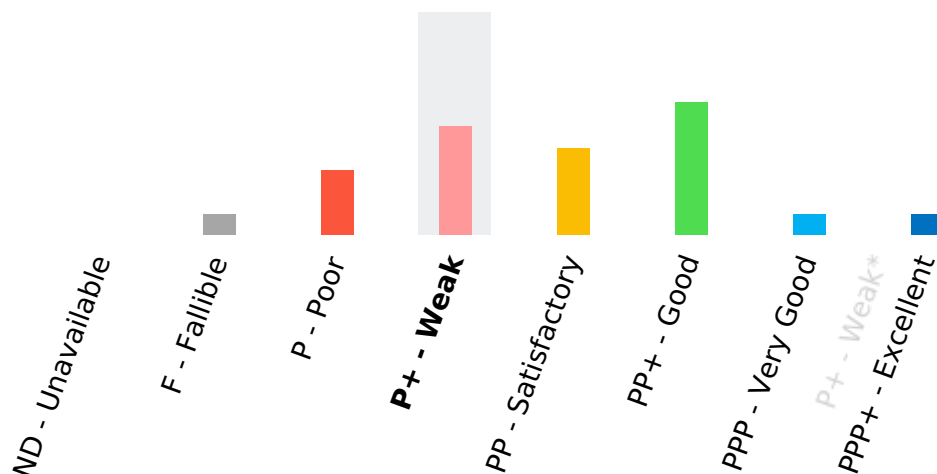
Chronological trend



### Benchmark score



## Distribution of Public Administrations with respect to the rating class



### Strengths














### Weaknesses



- Urban waste disposal into dump
- Population exposed to landslide risk

- Air quality - PM 2.5
- Contaminated sites
- Population exposed to flood risk



## INDICATORS OF THE MACRO-INDICATOR ENVIRONMENT

Indicator name	Unit of measure	Value	Scoring criteria	Score	Trend	Evaluation of the indicator
Air quality - PM 2.5	%	89.3	High score for low values	1		 Basso
Land consumption	%	8.0	High score for low values	6		 Medium
Contaminated sites	thousandths	19.2	High score for low values	1		 Basso
Urban waste disposal into dump	%	7.8	High score for low values	14		 Alto
Soil waterproofing due to artificial covering	%	8.0	High score for low values	6		 Medium
Population exposed to landslide risk	%	0.4	High score for low values	12		 Alto
Population exposed to flood risk	%	7.3	High score for low values	1		 Basso

Indicator name	Unit of measure	Value	Scoring criteria	Score	Trend	Evaluation of the indicator
Renewable energy	%	29.4	High score for high values	7		 Medium